



P= PERFORMANCE

**AUDI****A3 (8L1) 09.96 - 05.03**

1.6, 74 kW 1.6, 75 kW 1.8 1.8 T, 110 kW 1.8 T, 132 kW 1.9 TDI, 66 kW 1.9 TDI, 74 kW 1.9 TDI, 81 kW 1.9 TDI, 96 kW	09.96 - 05.03 08.00 - 05.03 09.96 - 05.03 12.96 - 05.03 12.98 - 05.03 09.96 - 07.01 10.00 - 05.03 08.97 - 07.01 08.00 - 05.03		ST	P	841500 118447	height adjustable kit Adjustable Shock Strength Height Adjustable Single Tube Upside Down Chassis lowered from [mm]: 25 Chassis lowered to [mm]: 45 Axle Load FA to [kg]: 1060 Axle Load RA to [kg]: 1010 for vehicles without leveling control (please consider legal regulation) Attention: ground clearance can become smaller than 110 mm!
1.8 T quattro, 110 kW 1.8 T quattro, 132 kW S3 quattro, 154 kW S3 quattro, 165 kW 1.9 TDI quattro	12.96 - 05.03 10.98 - 05.03 03.99 - 04.02 10.01 - 05.03 08.00 - 05.03		ST	P	841500 118448	height adjustable kit Adjustable Shock Strength Height Adjustable Single Tube Upside Down Chassis lowered from [mm]: 25 Chassis lowered to [mm]: 45 Axle Load FA to [kg]: 1110 Axle Load RA to [kg]: 1080 for vehicles without leveling control (please consider legal regulation) Attention: ground clearance can become smaller than 110 mm!

**A3 (8P1) 05.03 - 08.12**

1.2 TFSI 1.4 TFSI 1.6 1.6 FSI 1.8 T 1.8 TFSI 1.8 TFSI quattro 2.0 FSI 2.0 2.0 TFSI 2.0 TFSI quattro 1.6 TDI, 66 kW 1.6 TDI, 77 kW 1.9 TDI 2.0 TDI, 100 kW 2.0 TDI quattro, 100 kW 2.0 TDI, 103 kW 2.0 TDI 16V 2.0 TDI quattro, 103 kW 2.0 TDI 16V quattro 2.0 TDI, 120 kW 2.0 TDI, 125 kW 2.0 TDI quattro, 125 kW	04.10 - 08.12 09.07 - 08.12 05.03 - 08.12 08.03 - 09.07 08.06 - 08.12 11.06 - 08.12 07.08 - 08.12 05.03 - 06.08 06.06 - 08.12 09.04 - 08.12 09.04 - 08.12 05.09 - 08.12 05.09 - 08.12 05.03 - 05.10 05.03 - 08.12 05.03 - 06.08 06.05 - 06.08 05.03 - 08.12 01.06 - 06.08 08.04 - 08.12 06.06 - 06.08 03.06 - 08.12 03.06 - 08.12		ST	P	841500 118453	height adjustable kit Adjustable Shock Strength Height Adjustable Single Tube Upside Down Housing Diameter [mm]: 55 Chassis lowered from [mm]: 30 Chassis lowered to [mm]: 50 Axle Load FA to [kg]: 1200 Axle Load RA to [kg]: 1100 for vehicles without leveling control (please consider legal regulation) Attention: ground clearance can become smaller than 110 mm!
				P	841500 118456	height adjustable kit Adjustable Shock Strength Height Adjustable Single Tube Upside Down Housing Diameter [mm]: 50 Chassis lowered from [mm]: 30 Chassis lowered to [mm]: 50 Axle Load FA to [kg]: 1200 Axle Load RA to [kg]: 1100 for vehicles without leveling control (please consider legal regulation) Attention: ground clearance can become smaller than 110 mm!
S3 quattro, 188 kW S3 quattro, 195 kW 3.2 V6 quattro	02.07 - 08.12 11.06 - 08.12 07.03 - 05.09		ST	P	841500 118453	height adjustable kit Adjustable Shock Strength Height Adjustable Single Tube Upside Down Housing Diameter [mm]: 55 Chassis lowered from [mm]: 30 Chassis lowered to [mm]: 50 Axle Load FA to [kg]: 1200 Axle Load RA to [kg]: 1100 for vehicles without leveling control Attention: ground clearance can become smaller than 110 mm! (please consider legal regulation)



P= PERFORMANCE



# AUDI

## A3 Sportback (8PA)

09.04 - 03.13

1.2 TSI	04.10 - 03.13		ST	P	841500 118453	height adjustable kit Adjustable Shock Strength Height Adjustable Single Tube Upside Down Housing Diameter [mm]: 55 Chassis lowered from [mm]: 30 Chassis lowered to [mm]: 50 Axle Load FA to [kg]: 1200 Axle Load RA to [kg]: 1100 for vehicles without leveling control (please consider legal regulation) Attention: ground clearance can become smaller than 110 mm!
1.4 TFSI	09.07 - 03.13					
1.6	09.04 - 03.13					
1.6 FSI	09.04 - 09.07					
1.8 TFSI	11.06 - 03.13					
1.8 TFSI quattro	07.08 - 03.13					
2.0 FSI	09.04 - 06.08					
2.0	06.06 - 03.13					
2.0 TFSI	09.04 - 03.13					
2.0 TFSI quattro	09.04 - 03.13					
3.2 V6 quattro	09.04 - 05.09					
1.6 TDI, 66 kW	05.09 - 03.13					
1.6 TDI, 77 kW	05.09 - 03.13					
1.9 TDI	09.04 - 05.10					
2.0 TDI, 100 kW	09.04 - 03.13					
2.0 TDI 16V	09.04 - 03.13		ST	P	841500 118456	height adjustable kit Adjustable Shock Strength Height Adjustable Single Tube Upside Down Housing Diameter [mm]: 50 Chassis lowered from [mm]: 30 Chassis lowered to [mm]: 50 Axle Load FA to [kg]: 1200 Axle Load RA to [kg]: 1100 for vehicles without leveling control Attention: ground clearance can become smaller than 110 mm! (please consider legal regulation)
2.0 TDI, 103 kW	06.05 - 06.08					
2.0 TDI 16V quattro	11.05 - 03.13					
2.0 TDI quattro, 103 kW	01.06 - 06.08					
2.0 TDI, 120 kW	06.06 - 06.08					
2.0 TDI, 125 kW	03.06 - 03.13					
2.0 TDI quattro, 125 kW	03.06 - 03.13					
S3 quattro, 188 kW	07.08 - 03.13					
S3 quattro, 195 kW	06.08 - 03.13					
RS3 quattro	01.11 - 12.12					

## A3 Convertible (8P7)

04.08 - 05.13

1.2 TFSI	03.10 - 05.13		ST	P	841500 118453	height adjustable kit Adjustable Shock Strength Height Adjustable Single Tube Upside Down Housing Diameter [mm]: 55 Chassis lowered from [mm]: 30 Chassis lowered to [mm]: 50 Axle Load FA to [kg]: 1200 Axle Load RA to [kg]: 1100 for vehicles without leveling control Attention: ground clearance can become smaller than 110 mm! (please consider legal regulation)
1.4 TFSI	02.11 - 05.13					
1.6	09.08 - 05.10					
1.8 TFSI	04.08 - 05.13					
2.0 TFSI	04.08 - 05.13					
1.6 TDI	05.09 - 05.13					
1.9 TDI	04.08 - 10.09					
2.0 TDI, 100 kW	04.08 - 05.13					
2.0 TDI, 103 kW	04.08 - 05.13					



P= PERFORMANCE



AUDI

**A3 (8V1) 04.12 -**

1.2 TFSI, 77 kW	02.13 -		P	841500 000301	height adjustable kit Adjustable Shock Strength Height Adjustable Single Tube Upside Down Housing Diameter [mm]: 55 Chassis lowered from [mm]: 30 Chassis lowered to [mm]: 60 Axle Load FA to [kg]: 1180 Axle Load RA to [kg]: 1070 for vehicles without leveling control (please consider legal regulation) Attention: ground clearance can become smaller than 110 mm!
1.2 TFSI, 81 kW	05.14 -				
1.4 TFSI, 90 kW	04.12 -				
1.4 TFSI, 92 kW	05.14 -				
1.4 TFSI, 103 kW	03.13 -				
1.4 TFSI, 110 kW	05.14 -				
1.8 TFSI	04.12 -				
1.8 TFSI quattro	08.12 -				
S3 quattro, 206 kW	02.13 -				
S3 quattro, 210 kW	05.14 -				
S3 quattro, 221 kW	11.12 -				
1.6 TDI, 77 kW	10.12 -			841500 000355	height adjustable kit Adjustable Shock Strength Height Adjustable Single Tube Upside Down Housing Diameter [mm]: 50 Chassis lowered from [mm]: 30 Chassis lowered to [mm]: 60 Axle Load FA to [kg]: 1180 Axle Load RA to [kg]: 1070 for vehicles without leveling control (please consider legal regulation) Attention: ground clearance can become smaller than 110 mm!
1.6 TDI, 81 kW	09.13 -				
2.0 TDI, 81 kW	01.13 -				
2.0 TDI, 100 kW	05.13 -				
2.0 TDI, 105 kW	09.12 -				
2.0 TDI, 110 kW	04.12 -				
2.0 TDI quattro, 110 kW	10.12 -				
2.0 TDI, 135 kW	05.13 -				
2.0 TDI quattro, 135 kW	12.12 -				

**A3 Sportback (8VA) 09.12 -**

1.2 TFSI, 77 kW	05.13 -		P	841500 000301	height adjustable kit Adjustable Shock Strength Height Adjustable Single Tube Upside Down Housing Diameter [mm]: 55 Chassis lowered from [mm]: 30 Chassis lowered to [mm]: 60 Axle Load FA to [kg]: 1180 Axle Load RA to [kg]: 1070 for vehicles without leveling control (please consider legal regulation) Attention: ground clearance can become smaller than 110 mm!
1.2 TFSI, 81 kW	05.14 -				
1.4 TFSI, 90 kW	09.12 -				
1.4 TFSI, 92 kW	05.14 -				
1.4 TFSI, 103 kW	03.13 -				
1.4 TFSI, 110 kW	05.14 -				
1.4 TFSI g-tron	11.13 -				
1.8 TFSI	09.12 -				
1.8 TFSI quattro	05.13 -				
S3 quattro, 206 kW	05.13 -				
S3 quattro, 210 kW	05.14 -			841500 000355	height adjustable kit Adjustable Shock Strength Height Adjustable Single Tube Upside Down Housing Diameter [mm]: 50 Chassis lowered from [mm]: 30 Chassis lowered to [mm]: 60 Axle Load FA to [kg]: 1180 Axle Load RA to [kg]: 1070 for vehicles without leveling control (please consider legal regulation) Attention: ground clearance can become smaller than 110 mm!
S3 quattro, 221 kW	11.12 -				
1.6 TDI, 77 kW	10.12 -				
1.6 TDI, 81 kW	09.13 -				
2.0 TDI, 81 kW	05.13 -				
2.0 TDI, 100 kW	05.13 -				
2.0 TDI, 105 kW	03.13 -				
2.0 TDI, 110 kW	09.12 -				
2.0 TDI quattro, 110 kW	02.13 -				
2.0 TDI, 135 kW	05.13 -				
2.0 TDI quattro, 135 kW	05.13 -				



P= PERFORMANCE



# AUDI

## A3 Limousine (8VS)

05.13 -

1.2 TFSI, 77 kW	10.13 -		P	841500 000301	height adjustable kit
1.2 TFSI, 81 kW	05.14 -				Adjustable Shock Strength
1.4 TFSI, 90 kW	09.13 -				Height Adjustable
1.4 TFSI, 92 kW	09.13 -				Single Tube Upside Down
1.4 TFSI, 103 kW	05.13 -				Housing Diameter [mm]: 55
1.4 TFSI, 110 kW	05.14 -				Chassis lowered from [mm]: 30
1.8 TFSI, 125 kW	11.13 -				Chassis lowered to [mm]: 60
1.8 TFSI, 132 kW	05.13 -				Axle Load FA to [kg]: 1180
1.8 TFSI quattro	11.13 -				Axle Load RA to [kg]: 1070
2.0 TFSI quattro	11.13 -				for vehicles without leveling control
S3 quattro, 206 kW	10.13 -			(please consider legal regulation)	
S3 quattro, 210 kW	05.14 -			Attention: ground clearance can become smaller than 110 mm!	
S3 quattro, 215 kW	05.14 -			841500 000355	height adjustable kit
S3 quattro, 221 kW	10.13 -				Adjustable Shock Strength
1.6 TDI, 77 kW	09.13 -				Height Adjustable
1.6 TDI, 81 kW	05.14 -				Single Tube Upside Down
2.0 TDI, 81 kW	05.13 -				Housing Diameter [mm]: 50
2.0 TDI, 100 kW	09.13 -				Chassis lowered from [mm]: 30
2.0 TDI, 105 kW	10.13 -				Chassis lowered to [mm]: 60
2.0 TDI, 110 kW	05.13 -				Axle Load FA to [kg]: 1180
2.0 TDI quattro, 110 kW	10.13 -	Axle Load RA to [kg]: 1070			
2.0 TDI, 135 kW	05.14 -	for vehicles without leveling control			
2.0 TDI quattro, 135 kW	05.14 -	(please consider legal regulation)			
			Attention: ground clearance can become smaller than 110 mm!		

## A3 Convertible (8V7)

10.13 -

1.4 TFSI, 92 kW	02.14 -		P	841500 000301	height adjustable kit
1.4 TFSI, 103 kW	10.13 -				Adjustable Shock Strength
1.4 TFSI, 110 kW	05.14 -				Height Adjustable
1.8 TFSI, 125 kW	05.14 -				Single Tube Upside Down
1.8 TFSI, 132 kW	10.13 -				Housing Diameter [mm]: 55
1.8 TFSI quattro	03.14 -				Chassis lowered from [mm]: 30
S3 quattro, 210 kW	03.14 -				Chassis lowered to [mm]: 60
S3 quattro, 221 kW	04.14 -			Axle Load FA to [kg]: 1180	
1.6 TDI	02.14 -			Axle Load RA to [kg]: 1070	
2.0 TDI, 100 kW	10.13 -			for vehicles without leveling control	
2.0 TDI, 110 kW	10.13 -			(please consider legal regulation)	
2.0 TDI quattro, 110 kW	03.14 -			Attention: ground clearance can become smaller than 110 mm!	
2.0 TDI, 135 kW	05.14 -			841500 000355	height adjustable kit
2.0 TDI quattro, 135 kW	05.14 -				Adjustable Shock Strength
		Height Adjustable			
		Single Tube Upside Down			
		Housing Diameter [mm]: 50			
		Chassis lowered from [mm]: 30			
		Chassis lowered to [mm]: 60			
		Axle Load FA to [kg]: 1180			
		Axle Load RA to [kg]: 1070			
		for vehicles without leveling control			
		(please consider legal regulation)			
			Attention: ground clearance can become smaller than 110 mm!		



P= PERFORMANCE



AUDI

**A4 (8K2, B8)**

**11.07 -**

1.8 TFSI, 88 kW	01.08 -		<b>P</b>	841500 000485 ○	height adjustable kit Adjustable Shock Strength Height Adjustable Single Tube Upside Down Chassis lowered from [mm]: 25 Chassis lowered to [mm]: 50 Axle Load FA to [kg]: 1225 Axle Load RA to [kg]: 1250 for vehicles without leveling control Attention: ground clearance can become smaller than 110 mm! (please consider legal regulation)
1.8	09.10 -				
1.8 TFSI, 118 kW	11.07 -				
1.8 TFSI quattro, 118 kW	09.08 -				
1.8 TFSI, 125 kW	11.11 -				
1.8 TFSI quattro, 125 kW	11.11 -				
2.0 TFSI, 132 kW	06.08 -				
2.0 TFSI quattro, 132 kW	11.09 - 03.12				
2.0 TFSI flexible fuel	11.09 -				
3.2 quattro	09.09 -				
2.0 TFSI flexible fuel quattro	11.09 -				
2.0 TFSI, 155 kW	06.08 -				
2.0 TFSI quattro, 155 kW	06.08 -				
2.0 TFSI, 162 kW	05.13 -				
2.0 TFSI quattro, 162 kW	05.13 -				
2.0 TFSI, 165 kW	05.13 -				
2.0 TFSI quattro, 165 kW	05.13 -				
3.0 TFSI quattro	02.12 -				
3.2 FSI	09.08 -				
3.2 FSI quattro	11.07 -				
S4 quattro	11.08 -				
2.0 TDI, 88 kW	06.08 -				
2.0 TDI, 100 kW	11.07 -				
2.0 TDI, 105 kW	11.07 -				
2.0 TDI quattro, 105 kW	11.08 -				
2.0 TDI, 110 kW	05.13 -				
2.0 TDI quattro, 110 kW	05.13 -				
2.0 TDI, 120 kW	08.08 -				
2.0 TDI, 125 kW	01.08 -				
2.0 TDI quattro, 125 kW	01.08 -				
2.0 TDI, 130 kW	11.11 -				
2.0 TDI quattro, 130 kW	11.11 -				
2.0 TDI, 140 kW	09.13 -				
2.0 TDI quattro, 140 kW	09.13 -				
2.7 TDI, 120 kW	11.07 -				
2.7 TDI, 140 kW	11.07 -				
3.0 TDI	11.11 -				
3.0 TDI quattro, 155 kW	06.08 -				
3.0 TDI quattro, 176 kW	11.07 -				
3.0 TDI quattro, 180 kW	11.11 -				



P= PERFORMANCE



# AUDI

## A4 Avant (8K5, B8)

11.07 -

1.8 TFSI, 88 kW	04.08 -		P	841500 000485 ○	height adjustable kit Adjustable Shock Strength Height Adjustable Single Tube Upside Down Chassis lowered from [mm]: 25 Chassis lowered to [mm]: 50 Axle Load FA to [kg]: 1225 Axle Load RA to [kg]: 1250 for vehicles without leveling control (please consider legal regulation) Attention: ground clearance can become smaller than 110 mm!
1.8 TFSI, 118 kW	11.07 -				
1.8 TFSI quattro, 118 kW	09.08 -				
1.8 TFSI, 125 kW	11.11 -				
1.8 TFSI quattro, 125 kW	11.11 -				
2.0 TFSI, 132 kW	06.08 -				
2.0 TFSI flexible fuel	11.09 -				
2.0 TFSI flexible fuel quattro	11.09 -				
2.0 TFSI, 155 kW	06.08 -				
2.0 TFSI quattro, 155 kW	06.08 -				
2.0 TFSI, 165 kW	05.13 -				
2.0 TFSI quattro, 165 kW	05.13 -				
3.0 TFSI quattro	02.12 -				
3.2 FSI	09.08 -				
3.2 FSI quattro	04.08 -				
S4 quattro	11.08 -				
RS4 quattro	05.12 -				
2.0 TDI, 88 kW	06.08 -				
2.0 TDI, 100 kW	04.08 -				
2.0 TDI, 105 kW	04.08 -				
2.0 TDI quattro, 105 kW	04.08 -				
2.0 TDI, 110 kW	05.13 -				
2.0 TDI quattro, 110 kW	05.13 -				
2.0 TDI, 120 kW	08.08 -				
2.0 TDI, 125 kW	04.08 -				
2.0 TDI quattro, 125 kW	08.08 -				
2.0 TDI, 130 kW	11.11 -				
2.0 TDI quattro, 130 kW	11.11 -				
2.0 TDI, 140 kW	09.13 -				
2.0 TDI quattro, 140 kW	09.13 -				
2.7 TDI, 120 kW	06.08 -				
2.7 TDI, 140 kW	04.08 -				
3.0 TDI	11.11 -				
3.0 TDI quattro, 155 kW	06.08 -				
3.0 TDI quattro, 176 kW	04.08 -				
3.0 TDI quattro, 180 kW	11.11 -				



P= PERFORMANCE



AUDI

A5 (8T3)		06.07 -					
1.8 TFSI, 118 kW	05.09 -		P	841500 000485 ○	height adjustable kit Adjustable Shock Strength Height Adjustable Single Tube Upside Down Chassis lowered from [mm]: 25 Chassis lowered to [mm]: 50 Axle Load FA to [kg]: 1225 Axle Load RA to [kg]: 1250 for vehicles without leveling control (please consider legal regulation) Attention: ground clearance can become smaller than 110 mm!		
1.8 TFSI, 125 kW	10.07 -						
2.0 TFSI, 132 kW	11.08 -						
2.0 TFSI, 155 kW	06.08 -						
2.0 TFSI quattro, 155 kW	06.08 -						
2.0 TFSI, 165 kW	05.13 -						
2.0 TFSI quattro, 162 kW	03.12 -						
2.0 TFSI quattro, 165 kW	05.13 -						
3.0 TFSI quattro	12.11 -						
3.2 quattro	09.07 - 12.10						
3.2 FSI	06.07 -						
3.2 FSI quattro	06.07 -						
S5 quattro, 245 kW	10.11 -						
S5 quattro, 253 kW	06.07 - 12.11						
S5 quattro, 260 kW	06.07 -						
RS 5 quattro	03.10 -						
2.0 TDI, 120 kW	08.08 -						
2.0 TDI, 125 kW	08.08 -						
2.0 TDI quattro, 125 kW	08.08 -						
2.0 TDI, 130 kW	10.11 -						
2.0 TDI quattro, 130 kW	12.11 -						
2.0 TDI, 140 kW	09.13 -						
2.0 TDI quattro, 140 kW	09.13 -						
2.7 TDI, 120 kW	09.07 -						
2.7 TDI, 140 kW	06.07 -						
3.0 TDI	10.11 -						
3.0 TDI quattro, 155 kW	03.08 -						
3.0 TDI quattro, 176 kW	06.07 -						
3.0 TDI quattro, 180 kW	10.11 -						

A5 Convertible (8F7)		03.09 -					
1.8 TFSI, 118 kW	09.09 -		P	841500 000485 ○	height adjustable kit Adjustable Shock Strength Height Adjustable Single Tube Upside Down Chassis lowered from [mm]: 25 Chassis lowered to [mm]: 50 Axle Load FA to [kg]: 1225 Axle Load RA to [kg]: 1250 for vehicles without leveling control (please consider legal regulation) Attention: ground clearance can become smaller than 110 mm!		
1.8 TFSI, 125 kW	10.11 -						
2.0 TFSI, 132 kW	03.09 -						
2.0 TFSI, 155 kW	03.09 -						
2.0 TFSI quattro, 155 kW	03.09 -						
2.0 TFSI, 162 kW	05.13 -						
2.0 TFSI quattro, 162 kW	03.12 -						
2.0 TFSI, 165 kW	05.13 -						
2.0 TFSI quattro, 165 kW	05.13 -						
3.0 TFSI quattro	11.11 -						
3.2 FSI	03.09 -						
3.2 FSI quattro	03.09 -						
S5 quattro	06.09 -						
RS 5 quattro	02.13 -						
2.0 TDI, 105 kW	10.11 -						
2.0 TDI, 110 kW	05.13 -						
2.0 TDI, 120 kW	05.09 -						
2.0 TDI, 125 kW	05.09 -						
2.0 TDI, 130 kW	10.11 -						
2.0 TDI quattro, 130 kW	01.12 -						
2.0 TDI, 140 kW	09.13 -						
2.0 TDI quattro, 140 kW	09.13 -						
2.7 TDI, 120 kW	05.09 -						
2.7 TDI, 140 kW	03.09 -						
3.0 TDI	10.11 -						
3.0 TDI quattro, 176 kW	03.09 -						
3.0 TDI quattro, 180 kW	10.11 -						



P= PERFORMANCE



# AUDI

## A5 Sportback (8TA)

09.09 -

1.8 TFSI, 106 kW	09.14 -		P	841500 000485 ○	height adjustable kit Adjustable Shock Strength Height Adjustable Single Tube Upside Down Chassis lowered from [mm]: 25 Chassis lowered to [mm]: 50 Axle Load FA to [kg]: 1225 Axle Load RA to [kg]: 1250 for vehicles without leveling control Attention: ground clearance can become smaller than 110 mm! (please consider legal regulation)
1.8 TFSI, 118 kW	11.09 -				
1.8 TFSI, 125 kW	08.11 -				
2.0 TFSI, 132 kW	09.09 -				
2.0 TFSI quattro, 155 kW	09.09 -				
2.0 TFSI, 155 kW	09.09 -				
3.2 quattro	09.07 - 12.10				
2.0 TFSI, 165 kW	05.13 -				
2.0 TFSI quattro, 165 kW	05.13 -				
S5 quattro, 253 kW	09.07 - 12.11				
3.0 TFSI quattro	12.11 -				
3.2 FSI quattro	09.09 -				
S5 quattro, 245 kW	01.10 -				
2.0 TDI, 100 kW	09.09 -				
2.0 TDI, 105 kW	09.09 -				
2.0 TDI, 110 kW	05.13 -				
2.0 TDI, 120 kW	09.09 -				
2.0 TDI, 125 kW	09.09 -				
2.0 TDI quattro, 125 kW	09.09 -				
2.0 TDI quattro, 130 kW	12.11 -				
2.0 TDI, 130 kW	10.11 -				
2.0 TDI, 140 kW	09.13 -				
2.0 TDI quattro, 140 kW	09.13 -				
2.7 TDI, 120 kW	09.09 -				
2.7 TDI, 140 kW	09.09 -				
3.0 TDI	10.11 -				
3.0 TDI quattro, 176 kW	09.09 -				
3.0 TDI quattro, 180 kW	10.11 -				

## TT (8N3)

10.98 - 06.06

1.8 T, 110 kW	09.02 - 06.06		P	841500 118452	height adjustable kit Adjustable Shock Strength Height Adjustable Single Tube Upside Down Chassis lowered from [mm]: 20 Chassis lowered to [mm]: 50 Axle Load FA to [kg]: 1040 Axle Load RA to [kg]: 930 for vehicles without leveling control (please consider legal regulation) Attention: ground clearance can become smaller than 110 mm!
1.8 T, 120 kW	09.05 - 06.06				
1.8 T, 132 kW	10.98 - 06.06				
1.8 T, 140 kW	09.05 - 06.06				
1.8 T quattro, 132 kW	10.98 - 06.06		ST P	841500 118448	height adjustable kit Adjustable Shock Strength Height Adjustable Single Tube Upside Down Chassis lowered from [mm]: 25 Chassis lowered to [mm]: 45 Axle Load FA to [kg]: 1110 Axle Load RA to [kg]: 1080 for vehicles without leveling control (please consider legal regulation) Attention: ground clearance can become smaller than 110 mm!
1.8 T quattro, 140 kW	09.05 - 06.06				
1.8 T quattro, 165 kW	10.98 - 06.06				
1.8 T quattro, 176 kW	03.05 - 06.06				
3.2 VR6 quattro	07.03 - 06.06				

## TT Roadster (8N9)

10.99 - 06.06

1.8 T, 110 kW	01.01 - 06.06		P	841500 118452	height adjustable kit Adjustable Shock Strength Height Adjustable Single Tube Upside Down Chassis lowered from [mm]: 20 Chassis lowered to [mm]: 50 Axle Load FA to [kg]: 1040 Axle Load RA to [kg]: 930 for vehicles without leveling control (please consider legal regulation) Attention: ground clearance can become smaller than 110 mm!
1.8 T, 120 kW	09.05 - 06.06				
1.8 T, 132 kW	10.99 - 06.06				
1.8 T, 140 kW	09.05 - 06.06				





P= PERFORMANCE



**AUDI**

**TT Roadster (8N9)**

**10.99 - 06.06**

1.8 T quattro, 132 kW 1.8 T quattro, 140 kW 1.8 T quattro, 165 kW 3.2 VR6 quattro	02.00 - 06.06 09.05 - 06.06 10.99 - 06.06 07.03 - 06.06		ST	P	841500 118448	height adjustable kit Adjustable Shock Strength Height Adjustable Single Tube Upside Down Chassis lowered from [mm]: 25 Chassis lowered to [mm]: 45 Axle Load FA to [kg]: 1110 Axle Load RA to [kg]: 1080 for vehicles without leveling control (please consider legal regulation) Attention: ground clearance can become smaller than 110 mm!
--	--	--	----	---	---------------	--

**TT (8J3)**

**08.06 -**

1.8 TFSI 2.0 TFSI, 147 kW 2.0 TFSI quattro, 147 kW 2.0 TFSI, 155 kW 2.0 TFSI quattro, 155 kW 2.0 quattro 2.0 TFSI quattro, 200 kW 2.5 TFSI RS quattro, 250 kW 2.5 TFSI RS quattro, 265 kW 3.2 V6 quattro 2.0 TDI quattro	06.08 - 08.06 - 06.10 06.08 - 06.10 05.10 - 05.10 - 05.08 - 05.08 - 07.09 - 05.11 - 08.06 - 06.10 06.08 -			P	841500 118451	height adjustable kit Adjustable Shock Strength Height Adjustable Single Tube Upside Down Housing Diameter [mm]: 55 Chassis lowered from [mm]: 35 Chassis lowered to [mm]: 65 Axle Load FA to [kg]: 1110 Axle Load RA to [kg]: 1050 for vehicles without leveling control (please consider legal regulation) Attention: ground clearance can become smaller than 110 mm!
--	---	--	--	---	---------------	---

**TT Roadster (8J9)**

**03.07 -**

1.8 TFSI 2.0 TFSI, 147 kW 2.0 TFSI quattro, 147 kW 2.0 TFSI, 155 kW 2.0 TFSI quattro, 155 kW 2.0 quattro 2.0 TFSI quattro, 200 kW 2.5 TFSI RS quattro, 250 kW 2.5 TFSI RS quattro, 265 kW 3.2 V6 quattro 2.0 TDI quattro	06.08 - 03.07 - 06.10 06.08 - 06.10 05.10 - 05.10 - 05.08 - 05.08 - 07.09 - 03.12 - 03.07 - 06.10 06.08 -			P	841500 118451	height adjustable kit Adjustable Shock Strength Height Adjustable Single Tube Upside Down Housing Diameter [mm]: 55 Chassis lowered from [mm]: 35 Chassis lowered to [mm]: 65 Axle Load FA to [kg]: 1110 Axle Load RA to [kg]: 1050 for vehicles without leveling control (please consider legal regulation) Attention: ground clearance can become smaller than 110 mm!
--	---	--	--	---	---------------	---

**BMW**

**1 (E81)**

**09.04 - 09.12**

116 i, 85 kW 116 i, 89 kW 116 i, 90 kW 118 i, 100 kW 118 i, 105 kW 120 i, 115 kW 120 i, 120 kW 120 i, 125 kW 130 i, 190 kW 130 i, 195 kW 116 d, 66 kW 116 d, 85 kW 118 d, 100 kW 118 d, 105 kW 120 d, 120 kW 120 d, 130 kW 123 d	03.07 - 09.12 08.07 - 09.12 03.07 - 09.12 09.06 - 09.12 09.06 - 09.12 09.06 - 09.12 09.06 - 09.12 09.06 - 09.12 09.06 - 09.12 09.06 - 09.12 01.11 - 12.11 11.08 - 09.12 09.06 - 09.12 09.06 - 09.12 09.06 - 09.12 09.06 - 09.12 03.07 - 09.12		ST	P	841500 118454	height adjustable kit Adjustable Shock Strength Height Adjustable Single Tube Upside Down Chassis lowered from [mm]: 20 Chassis lowered to [mm]: 55 Axle Load FA to [kg]: 1190 Axle Load RA to [kg]: 1200 (please consider legal regulation) Attention: ground clearance can become smaller than 110 mm!
--	---	--	----	---	---------------	---



P= PERFORMANCE



# BMW

## 1 (E87)

### 11.03 - 09.12

116 i, 85 kW	11.03 - 09.12		ST	P	841500 118454	height adjustable kit Adjustable Shock Strength Height Adjustable Single Tube Upside Down Chassis lowered from [mm]: 20 Chassis lowered to [mm]: 55 Axle Load FA to [kg]: 1190 Axle Load RA to [kg]: 1200 (please consider legal regulation) Attention: ground clearance can become smaller than 110 mm!
116 i, 89 kW	08.07 - 09.12					
116 i, 90 kW	11.03 - 09.12					
118 i, 95 kW	07.04 - 09.12					
118 i, 100 kW	07.04 - 09.12					
118 i, 105 kW	07.04 - 09.12					
118 i, 125 kW	03.07 - 12.07					
120 i, 110 kW	11.03 - 09.12					
120 i, 115 kW	11.03 - 09.12					
120 i, 120 kW	11.03 - 09.12					
120 i, 125 kW	11.03 - 09.12					
130 i, 190 kW	03.05 - 09.12					
130 i, 195 kW	03.05 - 09.12					
116 d, 66 kW	01.11 - 12.11					
116 d, 85 kW	12.08 - 09.12					
118 d, 90 kW	11.03 - 09.12					
118 d, 100 kW	11.03 - 09.12					
118 d, 105 kW	11.03 - 09.12					
120 d, 120 kW	11.03 - 09.12					
120 d, 130 kW	11.03 - 09.12					
123 d	03.07 - 09.12					
135 i	09.08 - 12.10			P	841500 118463	height adjustable kit Adjustable Shock Strength Height Adjustable Single Tube Upside Down Chassis lowered from [mm]: 15 Chassis lowered to [mm]: 45 Axle Load FA to [kg]: 1060 Axle Load RA to [kg]: 1200 Attention: ground clearance can become smaller than 110 mm! (please consider legal regulation)

## 1 Convertible (E88)

### 03.08 -

118 i, 100 kW	09.08 -		ST	P	841500 118454	height adjustable kit Adjustable Shock Strength Height Adjustable Single Tube Upside Down Chassis lowered from [mm]: 20 Chassis lowered to [mm]: 55 Axle Load FA to [kg]: 1190 Axle Load RA to [kg]: 1200 Attention: ground clearance can become smaller than 110 mm! (please consider legal regulation)
118 i, 105 kW	03.08 -					
120 i, 115 kW	03.08 -					
120 i, 120 kW	03.08 -					
120 i, 125 kW	03.08 -					
125 i	03.08 -					
118 d, 100 kW	09.08 -					
118 d, 105 kW	09.08 -					
120 d, 120 kW	03.08 -					
120 d, 130 kW	03.08 -					
120 d, 145 kW	03.08 -					
123 d	09.08 -					
135 i, 225 kW	03.08 -					



P= PERFORMANCE



**BMW**

**1 Convertible (E88) 03.08 -**

135 i, 240 kW	03.08 -				P	841500 118463	height adjustable kit Adjustable Shock Strength Height Adjustable Single Tube Upside Down Chassis lowered from [mm]: 15 Chassis lowered to [mm]: 45 Axle Load FA to [kg]: 1060 Axle Load RA to [kg]: 1200 (please consider legal regulation) Attention: ground clearance can become smaller than 110 mm!
---------------	---------	--	--	--	---	---------------	---

**1 Coupe (E82) 10.07 -**

120 i, 115 kW 120 i, 125 kW 125 i 118 d, 100 kW 118 d, 105 kW 120 d, 120 kW 120 d, 130 kW 123 d	09.09 - 09.09 - 10.07 - 09.09 - 09.09 - 10.07 - 10.07 - 10.07 -			ST	P	841500 118454	height adjustable kit Adjustable Shock Strength Height Adjustable Single Tube Upside Down Chassis lowered from [mm]: 20 Chassis lowered to [mm]: 55 Axle Load FA to [kg]: 1190 Axle Load RA to [kg]: 1200 (please consider legal regulation) Attention: ground clearance can become smaller than 110 mm!
135 i	10.07 -			ST	P	841500 118463	height adjustable kit Adjustable Shock Strength Height Adjustable Single Tube Upside Down Chassis lowered from [mm]: 15 Chassis lowered to [mm]: 45 Axle Load FA to [kg]: 1060 Axle Load RA to [kg]: 1200 Attention: ground clearance can become smaller than 110 mm! (please consider legal regulation)
M	04.11 - 06.12				P	841500 118460	height adjustable kit Adjustable Shock Strength Height Adjustable Single Tube Upside Down Chassis lowered from [mm]: 10 Chassis lowered to [mm]: 35 Axle Load FA to [kg]: 1060 Axle Load RA to [kg]: 1270 for vehicles without leveling control (please consider legal regulation) Attention: ground clearance can become smaller than 110 mm!

**1 (F20) 11.10 -**

114 i 116 i 118 i 125 i, 160 kW 125 i, 175 kW M 135 i 114 d 116 d 118 d, 100 kW 118 d, 105 kW 120 d, 120 kW 120 d, 135 kW 120 d, 147 kW 125 d, 155 kW 125 d, 160 kW	11.11 - 12.10 - 11.10 - 08.11 - 03.13 - 11.11 - 10.12 - 12.10 - 12.10 - 12.10 - 12.10 - 12.10 - 01.11 - 08.11 - 08.11 -				P	841500 000300	height adjustable kit Adjustable Shock Strength Height Adjustable Single Tube Upside Down Chassis lowered from [mm]: 25 Chassis lowered to [mm]: 50 Axle Load FA to [kg]: 960 Axle Load RA to [kg]: 1230 for vehicles without leveling control Attention: ground clearance can become smaller than 110 mm! (please consider legal regulation)
					P	841500 000441	height adjustable kit Adjustable Shock Strength Height Adjustable Single Tube Upside Down Chassis lowered from [mm]: 25 Chassis lowered to [mm]: 50 Axle Load FA to [kg]: 1095 Axle Load RA to [kg]: 1280 for vehicles without leveling control (please consider legal regulation) Attention: ground clearance can become smaller than 110 mm!



P=> PERFORMANCE



# BMW

1 (F21)		12.11 -						
114 i	12.11 -			P	841500 000300	height adjustable kit Adjustable Shock Strength Height Adjustable Single Tube Upside Down Chassis lowered from [mm]: 25 Chassis lowered to [mm]: 50 Axle Load FA to [kg]: 960 Axle Load RA to [kg]: 1230 for vehicles without leveling control Attention: ground clearance can become smaller than 110 mm! (please consider legal regulation)		
120 i	12.11 -							
116 i	12.11 -							
118 i	07.12 -							
125 i, 160 kW	12.11 -							
125 i Flex	08.14 -							
125 i, 175 kW	03.13 -							
M 135 i	12.11 -							
114 d	07.12 -							
116 d	12.11 -							
118 d, 100 kW	12.11 -							
118 d, 105 kW	12.11 -							
120 d, 120 kW	07.12 -							
120 d, 135 kW	07.12 -							
120 d, 147 kW	01.12 -							
125 d, 155 kW	12.11 -							
125 d, 160 kW	12.11 -							
2 Coupe (F22)		10.13 -						
220 i	10.13 -			P	841500 000300	height adjustable kit Adjustable Shock Strength Height Adjustable Single Tube Upside Down Chassis lowered from [mm]: 25 Chassis lowered to [mm]: 50 Axle Load FA to [kg]: 960 Axle Load RA to [kg]: 1230 for vehicles without leveling control (please consider legal regulation) Attention: ground clearance can become smaller than 110 mm!		
228 i	07.14 -							
218 d	01.14 -							
220 d, 135 kW	10.13 -							
220 d, 147 kW	03.14 -							
225 d	01.14 -							
M 235 i	10.13 -			P	841500 000441	height adjustable kit Adjustable Shock Strength Height Adjustable Single Tube Upside Down Chassis lowered from [mm]: 25 Chassis lowered to [mm]: 50 Axle Load FA to [kg]: 1095 Axle Load RA to [kg]: 1280 for vehicles without leveling control (please consider legal regulation) Attention: ground clearance can become smaller than 110 mm!		
3 (E46)		02.98 - 04.05						
316 i, 77 kW, 1895 ccm	09.98 - 02.05			ST	P	841500 118458	height adjustable kit Adjustable Shock Strength Height Adjustable Single Tube Upside Down Chassis lowered from [mm]: 20 Chassis lowered to [mm]: 40 Axle Load FA to [kg]: 905 Axle Load RA to [kg]: 1215 for vehicles without leveling control (please consider legal regulation) Attention: ground clearance can become smaller than 110 mm!	
316 i, 77 kW, 1596 ccm	04.00 - 02.05							
316 i, 85 kW	02.02 - 02.05							
318 i, 87 kW	02.98 - 09.01							
318 i, 105 kW	09.01 - 02.05							
318 d	09.01 - 02.05							
320 d, 95 kW	02.98 - 04.05							
320 d, 100 kW	04.98 - 09.01							
320 d, 110 kW	09.01 - 02.05							



P= PERFORMANCE

**BMW**

<b>3 (E46)</b>		<b>02.98 - 04.05</b>							
320 i, 110 kW	03.98 - 09.00		ST	P	841500 118459	height adjustable kit Adjustable Shock Strength Height Adjustable Single Tube Upside Down Chassis lowered from [mm]: 20 Chassis lowered to [mm]: 40 Axle Load FA from [kg]: 906 Axle Load FA to [kg]: 1070 Axle Load RA to [kg]: 1215 for vehicles without leveling control (please consider legal regulation) Attention: ground clearance can become smaller than 110 mm!			
320 i, 125 kW	09.00 - 02.05								
323 i	03.98 - 09.00								
325 i	09.00 - 02.05								
328 i	02.98 - 06.00								
330 i	06.00 - 02.05								
330 d, 135 kW	10.99 - 02.05								
330 d, 150 kW	03.03 - 02.05								
<b>3 Convertible (E46)</b>		<b>04.00 - 12.07</b>							
318 Ci, 105 kW	09.01 -		ST	P	841500 118458	height adjustable kit Adjustable Shock Strength Height Adjustable Single Tube Upside Down Chassis lowered from [mm]: 20 Chassis lowered to [mm]: 40 Axle Load FA to [kg]: 905 Axle Load RA to [kg]: 1215 for vehicles without leveling control (please consider legal regulation) Attention: ground clearance can become smaller than 110 mm!			
318 Ci, 110 kW	02.05 -								
320 Ci, 120 kW	01.06 - 12.07								
320 Cd	02.05 -								
320 Ci, 125 kW	09.00 -		ST	P	841500 118459	height adjustable kit Adjustable Shock Strength Height Adjustable Single Tube Upside Down Chassis lowered from [mm]: 20 Chassis lowered to [mm]: 40 Axle Load FA from [kg]: 906 Axle Load FA to [kg]: 1070 Axle Load RA to [kg]: 1215 for vehicles without leveling control Attention: ground clearance can become smaller than 110 mm! (please consider legal regulation)			
323 Ci	04.00 - 09.00								
325 Ci	09.00 -								
330 Ci	06.00 -								
330 Cd	08.05 -								
<b>3 Coupe (E46)</b>		<b>04.99 -</b>							
316 Ci, 77 kW	04.00 -		ST	P	841500 118458	height adjustable kit Adjustable Shock Strength Height Adjustable Single Tube Upside Down Chassis lowered from [mm]: 20 Chassis lowered to [mm]: 40 Axle Load FA to [kg]: 905 Axle Load RA to [kg]: 1215 for vehicles without leveling control (please consider legal regulation) Attention: ground clearance can become smaller than 110 mm!			
316 Ci, 85 kW	06.02 -								
318 Ci, 87 kW	11.99 - 09.01								
318 Ci, 105 kW	09.01 -								
318 Ci, 110 kW	03.05 -								
320 Cd	11.03 -								
320 Ci, 110 kW	08.99 - 09.00		ST	P	841500 118459	height adjustable kit Adjustable Shock Strength Height Adjustable Single Tube Upside Down Chassis lowered from [mm]: 20 Chassis lowered to [mm]: 40 Axle Load FA from [kg]: 906 Axle Load FA to [kg]: 1070 Axle Load RA to [kg]: 1215 for vehicles without leveling control (please consider legal regulation) Attention: ground clearance can become smaller than 110 mm!			
320 Ci, 125 kW	09.00 -								
323 Ci	04.99 - 09.00								
325 Ci	09.00 -								
328 Ci	04.99 - 06.00								
330 Ci	06.00 -								
330 Cd	03.03 -								



P= PERFORMANCE



# BMW

## 3 Touring (E46)

10.99 - 02.05

316 i 318 i, 87 kW 318 i, 105 kW 318 d 320 d, 100 kW 320 d, 110 kW	03.02 - 02.05 10.99 - 09.01 09.01 - 02.05 03.02 - 02.05 03.00 - 09.01 09.01 - 02.05		ST	P	841500 118458	height adjustable kit Adjustable Shock Strength Height Adjustable Single Tube Upside Down Chassis lowered from [mm]: 20 Chassis lowered to [mm]: 40 Axle Load FA to [kg]: 905 Axle Load RA to [kg]: 1215 for vehicles without leveling control Attention: ground clearance can become smaller than 110 mm! (please consider legal regulation)
320 i, 110 kW 320 i, 125 kW 325 i 328 i 330 i 330 d, 135 kW 330 d, 150 kW	10.99 - 09.00 09.00 - 02.05 09.00 - 02.05 10.99 - 06.00 06.00 - 02.05 10.99 - 02.05 03.03 - 02.05		ST	P	841500 118459	height adjustable kit Adjustable Shock Strength Height Adjustable Single Tube Upside Down Chassis lowered from [mm]: 20 Chassis lowered to [mm]: 40 Axle Load FA from [kg]: 906 Axle Load FA to [kg]: 1070 Axle Load RA to [kg]: 1215 for vehicles without leveling control Attention: ground clearance can become smaller than 110 mm! (please consider legal regulation)

## 3 (E90)

01.05 - 12.11

316 i, 85 kW 316 i, 90 kW 318 i, 95 kW 318 i, 100 kW 318 i, 105 kW 320 i, 110 kW 320 i, 115 kW 320 i, 125 kW 320 si 323 i, 130 kW 323 i, 140 kW 325 i, 141 kW 325 i, 155 kW 325 i, 160 kW 325 i, 224 kW 328 i, 171 kW 328 i, 187 kW 330 i, 175 kW 330 i, 190 kW 330 i, 200 kW 316 d 318 d, 90 kW 318 d, 100 kW 318 d, 105 kW 320 d, 110 kW 320 d, 115 kW 320 d, 120 kW 320 d, 130 kW 320 d, 135 kW	02.06 - 12.11 09.07 - 12.11 09.05 - 03.07 06.07 - 12.11 09.07 - 12.11 01.05 - 03.07 03.07 - 12.11 09.07 - 12.11 05.06 - 12.11 04.06 - 12.11 03.08 - 12.11 09.07 - 12.08 01.06 - 01.05 - 12.11 09.08 - 12.10 03.07 - 12.11 07.05 - 11.07 09.06 - 12.07 01.05 - 12.11 09.07 - 12.11 07.09 - 12.11 09.05 - 12.11 07.07 - 12.11 09.05 - 12.11 09.05 - 12.11 01.05 - 12.08 01.05 - 12.11 09.07 - 12.11 01.10 - 12.11		ST	P	841500 118454	height adjustable kit Adjustable Shock Strength Height Adjustable Single Tube Upside Down Chassis lowered from [mm]: 20 Chassis lowered to [mm]: 55 Axle Load FA to [kg]: 1190 Axle Load RA to [kg]: 1200 (please consider legal regulation) Attention: ground clearance can become smaller than 110 mm!
335 i, 220 kW 335 i, 225 kW 325 d, 145 kW 325 d, 150 kW 330 d, 170 kW 330 d, 180 kW 335 d, 210 kW	10.06 - 12.11 09.06 - 12.11 09.06 - 12.11 01.10 - 12.11 09.05 - 12.11 01.09 - 12.11 09.06 - 12.11		ST	P	841500 118463	height adjustable kit Adjustable Shock Strength Height Adjustable Single Tube Upside Down Chassis lowered from [mm]: 15 Chassis lowered to [mm]: 45 Axle Load FA to [kg]: 1060 Axle Load RA to [kg]: 1200 Attention: ground clearance can become smaller than 110 mm! (please consider legal regulation)





P= PERFORMANCE



**BMW**



**3 (E90)**

**01.05 - 12.11**

<b>335 i, 224 kW</b> <b>335 d, 221 kW</b>	01.11 - 12.11 09.10 -			<b>P</b>	841500 118463	height adjustable kit Adjustable Shock Strength Height Adjustable Single Tube Upside Down Chassis lowered from [mm]: 15 Chassis lowered to [mm]: 45 Axle Load FA to [kg]: 1060 Axle Load RA to [kg]: 1200 (please consider legal regulation) Attention: ground clearance can become smaller than 110 mm!
<b>M3 4.0</b>	03.07 - 12.11			<b>P</b>	841500 118460	height adjustable kit Adjustable Shock Strength Height Adjustable Single Tube Upside Down Chassis lowered from [mm]: 10 Chassis lowered to [mm]: 35 Axle Load FA to [kg]: 1060 Axle Load RA to [kg]: 1270 for vehicles without leveling control (please consider legal regulation) Attention: ground clearance can become smaller than 110 mm!

**3 Touring (E91)**

**09.05 -**

<b>316 i</b> <b>318 i, 95 kW</b> <b>318 i, 100 kW</b> <b>318 i, 105 kW</b> <b>320 i, 110 kW</b> <b>320 i, 115 kW</b> <b>320 i, 125 kW</b> <b>323 i</b> <b>325 i, 155 kW</b> <b>325 i, 160 kW</b> <b>330 i, 190 kW</b> <b>330 i, 200 kW</b> <b>316 d</b> <b>318 d, 90 kW</b> <b>318 d, 100 kW</b> <b>318 d, 105 kW</b> <b>320 d, 110 kW</b> <b>320 d, 120 kW</b> <b>320 d, 130 kW</b> <b>320 d, 135 kW</b> <b>325 d, 145 kW</b> <b>325 d, 150 kW</b>	05.08 - 05.12 01.06 - 09.07 - 09.07 - 09.05 - 09.05 - 09.07 - 04.06 - 06.07 01.12 - 09.05 - 09.05 - 09.07 - 09.09 - 09.05 - 07.07 - 09.07 - 09.05 - 09.05 - 09.07 - 01.10 - 09.06 - 04.10 -		<b>ST</b>	<b>P</b>	841500 118454	height adjustable kit Adjustable Shock Strength Height Adjustable Single Tube Upside Down Chassis lowered from [mm]: 20 Chassis lowered to [mm]: 55 Axle Load FA to [kg]: 1190 Axle Load RA to [kg]: 1200 Attention: ground clearance can become smaller than 110 mm! (please consider legal regulation)
<b>335 i</b> <b>330 d, 170 kW</b> <b>330 d, 180 kW</b> <b>335 d</b>	09.06 - 09.05 - 01.09 - 09.06 -		<b>ST</b>	<b>P</b>	841500 118463	height adjustable kit Adjustable Shock Strength Height Adjustable Single Tube Upside Down Chassis lowered from [mm]: 15 Chassis lowered to [mm]: 45 Axle Load FA to [kg]: 1060 Axle Load RA to [kg]: 1200 Attention: ground clearance can become smaller than 110 mm! (please consider legal regulation)



P=> PERFORMANCE



# BMW

## 3 Coupé (E92)

## 06.06 -

316 i 318 i 320 i, 110 kW 320 i, 115 kW 320 i, 120 kW 320 i, 125 kW 323 i 325 i, 155 kW 325 i, 160 kW 328 i, 172 kW 328 i, 187 kW 320 d, 120 kW	09.07 - 03.10 - 11.06 - 06.07 06.07 - 01.07 - 03.07 - 06.06 - 06.06 - 09.06 - 06.07 - 08.06 - 11.07 01.07 -		ST	P	841500 118454	height adjustable kit Adjustable Shock Strength Height Adjustable Single Tube Upside Down Chassis lowered from [mm]: 20 Chassis lowered to [mm]: 55 Axle Load FA to [kg]: 1190 Axle Load RA to [kg]: 1200 (please consider legal regulation) Attention: ground clearance can become smaller than 110 mm!
330 i, 190 kW 330 i, 200 kW 335 i 325 d, 145 kW 325 d, 150 kW 330 d, 170 kW 330 d, 180 kW 335 d	09.06 - 09.06 - 09.06 - 03.07 - 04.10 - 09.06 - 01.09 - 09.06 -		ST	P	841500 118463	height adjustable kit Adjustable Shock Strength Height Adjustable Single Tube Upside Down Chassis lowered from [mm]: 15 Chassis lowered to [mm]: 45 Axle Load FA to [kg]: 1060 Axle Load RA to [kg]: 1200 Attention: ground clearance can become smaller than 110 mm! (please consider legal regulation)
M	03.07 -			P	841500 118460	height adjustable kit Adjustable Shock Strength Height Adjustable Single Tube Upside Down Chassis lowered from [mm]: 10 Chassis lowered to [mm]: 35 Axle Load FA to [kg]: 1060 Axle Load RA to [kg]: 1270 for vehicles without leveling control (please consider legal regulation) Attention: ground clearance can become smaller than 110 mm!
M GTS	03.07 -			P	841500 000293 ○	height adjustable kit Adjustable Shock Strength Height Adjustable Single Tube Upside Down Chassis lowered from [mm]: 10 Chassis lowered to [mm]: 35 Axle Load FA to [kg]: 1060 Axle Load RA to [kg]: 1270 for vehicles without leveling control Attention: ground clearance can become smaller than 110 mm! (please consider legal regulation)
320 d, 130 kW 320 d, 135 kW	03.07 - 01.10 -		ST	P	841500 118454	height adjustable kit Adjustable Shock Strength Height Adjustable Single Tube Upside Down Chassis lowered from [mm]: 20 Chassis lowered to [mm]: 55 Axle Load FA to [kg]: 1190 Axle Load RA to [kg]: 1200 (please consider legal regulation) Attention: ground clearance can become smaller than 110 mm!
				P	841500 118463	height adjustable kit Adjustable Shock Strength Height Adjustable Single Tube Upside Down Chassis lowered from [mm]: 15 Chassis lowered to [mm]: 45 Axle Load FA to [kg]: 1060 Axle Load RA to [kg]: 1200 Attention: ground clearance can become smaller than 110 mm! (please consider legal regulation)





P= PERFORMANCE



**BMW**

**3 Coupé (E92)**

**06.06 -**

325 d, 155 kW	01.07 - 12.09			P	841500 118463	height adjustable kit Adjustable Shock Strength Height Adjustable Single Tube Upside Down Chassis lowered from [mm]: 15 Chassis lowered to [mm]: 45 Axle Load FA to [kg]: 1060 Axle Load RA to [kg]: 1200 Attention: ground clearance can become smaller than 110 mm! (please consider legal regulation)
---------------	---------------	--	--	---	---------------	---

**3 Convertible (E93)**

**08.06 -**

318 i 320 i, 110 kW 320 i, 125 kW 323 i 325 i, 160 kW 330 i, 190 kW 330 i, 200 kW 335 i 320 d, 130 kW 320 d, 135 kW 325 d, 145 kW 325 d, 150 kW 330 d, 170 kW 330 d, 180 kW	03.10 - 03.07 - 08.07 03.07 - 03.07 - 03.07 - 03.07 - 03.07 - 03.07 - 03.07 - 03.07 - 01.10 - 03.07 - 02.10 - 03.07 - 01.09 -		ST	P	841500 118463	height adjustable kit Adjustable Shock Strength Height Adjustable Single Tube Upside Down Chassis lowered from [mm]: 15 Chassis lowered to [mm]: 45 Axle Load FA to [kg]: 1060 Axle Load RA to [kg]: 1200 Attention: ground clearance can become smaller than 110 mm! (please consider legal regulation)
320 i, 115 kW 320 i, 120 kW 325 i, 155 kW 320 d, 120 kW 325 d, 155 kW	03.07 - 01.07 - 10.06 - 01.08 - 01.07 - 12.09			P	841500 118463	height adjustable kit Adjustable Shock Strength Height Adjustable Single Tube Upside Down Chassis lowered from [mm]: 15 Chassis lowered to [mm]: 45 Axle Load FA to [kg]: 1060 Axle Load RA to [kg]: 1200 (please consider legal regulation) Attention: ground clearance can become smaller than 110 mm!
M3	03.07 -			P	841500 118460	height adjustable kit Adjustable Shock Strength Height Adjustable Single Tube Upside Down Chassis lowered from [mm]: 10 Chassis lowered to [mm]: 35 Axle Load FA to [kg]: 1060 Axle Load RA to [kg]: 1270 for vehicles without leveling control Attention: ground clearance can become smaller than 110 mm! (please consider legal regulation)



P= PERFORMANCE



# BMW

## 3 (F30, F35, F80)

### 10.11 -

316 i 320 i, 125 kW 320 i, 134 kW 320 i, 135 kW 328 i 328 i Flex 316 d 318 d, 100 kW 318 d, 105 kW 320 d, 120 kW 320 d, 135 kW 320 d, 147 kW 325 d	10.12 - 02.12 - 09.12 - 02.12 - 10.11 - 08.14 - 02.12 - 02.12 - 02.12 - 10.11 - 10.11 - 02.12 - 10.11 -		P	841500 000300	height adjustable kit Adjustable Shock Strength Height Adjustable Single Tube Upside Down Chassis lowered from [mm]: 25 Chassis lowered to [mm]: 50 Axle Load FA to [kg]: 960 Axle Load RA to [kg]: 1230 for vehicles without leveling control (please consider legal regulation) Attention: ground clearance can become smaller than 110 mm!
			P	841500 000441	height adjustable kit Adjustable Shock Strength Height Adjustable Single Tube Upside Down Chassis lowered from [mm]: 25 Chassis lowered to [mm]: 50 Axle Load FA to [kg]: 1095 Axle Load RA to [kg]: 1280 for vehicles without leveling control (please consider legal regulation) Attention: ground clearance can become smaller than 110 mm!
335 i, 225 kW 335 i, 240 kW 335 i, 250 kW 330 d	10.11 - 10.11 - 07.13 07.13 - 01.12 -		P	841500 000441	height adjustable kit Adjustable Shock Strength Height Adjustable Single Tube Upside Down Chassis lowered from [mm]: 25 Chassis lowered to [mm]: 50 Axle Load FA to [kg]: 1095 Axle Load RA to [kg]: 1280 for vehicles without leveling control Attention: ground clearance can become smaller than 110 mm! (please consider legal regulation)
M3	01.14 -		P	841500 000484 ○	height adjustable kit Adjustable Shock Strength Height Adjustable Single Tube Upside Down Chassis lowered from [mm]: 20 Chassis lowered to [mm]: 40 Axle Load FA to [kg]: 1050 Axle Load RA to [kg]: 1250 for vehicles without leveling control (please consider legal regulation) Attention: ground clearance can become smaller than 110 mm!

## 3 Touring (F31)

### 10.11 -

316 i 320 i 328 i 316 d 318 d 320 d, 120 kW 320 d, 135 kW 320 d, 147 kW 325 d	03.13 - 06.12 - 06.12 - 06.12 - 06.12 - 06.12 - 06.12 - 10.11 - 03.13 -		P	841500 000300	height adjustable kit Adjustable Shock Strength Height Adjustable Single Tube Upside Down Chassis lowered from [mm]: 25 Chassis lowered to [mm]: 50 Axle Load FA to [kg]: 960 Axle Load RA to [kg]: 1230 for vehicles without leveling control Attention: ground clearance can become smaller than 110 mm! (please consider legal regulation)
			P	841500 000441	height adjustable kit Adjustable Shock Strength Height Adjustable Single Tube Upside Down Chassis lowered from [mm]: 25 Chassis lowered to [mm]: 50 Axle Load FA to [kg]: 1095 Axle Load RA to [kg]: 1280 for vehicles without leveling control (please consider legal regulation) Attention: ground clearance can become smaller than 110 mm!



P= PERFORMANCE

**BMW****3 Touring (F31)****10.11 -**

335 i, 225 kW 335 i, 240 kW 335 i, 250 kW 330 d	03.13 - 01.12 - 07.13 07.13 - 06.12 -			<b>P</b>	841500 000441	height adjustable kit Adjustable Shock Strength Height Adjustable Single Tube Upside Down Chassis lowered from [mm]: 25 Chassis lowered to [mm]: 50 Axle Load FA to [kg]: 1095 Axle Load RA to [kg]: 1280 for vehicles without leveling control Attention: ground clearance can become smaller than 110 mm! (please consider legal regulation)
--	--	--	--	----------	---------------	--

**3 Gran Turismo (F34)****03.13 -**

320 i 328 i 335 i, 225 kW 335 i, 240 kW 335 i, 250 kW 318 d 320 d, 120 kW 320 d, 135 kW 325 d, 155 kW 325 d, 160 kW 330 d	03.13 - 03.13 - 03.13 - 03.13 - 03.14 07.13 - 03.13 - 03.13 - 03.13 - 07.13 - 03.13 - 01.14 -			<b>P</b>	841500 000441	height adjustable kit Adjustable Shock Strength Height Adjustable Single Tube Upside Down Chassis lowered from [mm]: 25 Chassis lowered to [mm]: 50 Axle Load FA to [kg]: 1095 Axle Load RA to [kg]: 1280 for vehicles without leveling control Attention: ground clearance can become smaller than 110 mm! (please consider legal regulation)
---	---	--	--	----------	---------------	--

**4 Coupe (F32, F82)****07.13 -**

420 i 428 i 420 d 425 d	11.13 - 07.13 - 07.13 - 01.14 -			<b>P</b>	841500 000300	height adjustable kit Adjustable Shock Strength Height Adjustable Single Tube Upside Down Chassis lowered from [mm]: 25 Chassis lowered to [mm]: 50 Axle Load FA to [kg]: 960 Axle Load RA to [kg]: 1230 for vehicles without leveling control Attention: ground clearance can become smaller than 110 mm! (please consider legal regulation)
				<b>P</b>	841500 000441	height adjustable kit Adjustable Shock Strength Height Adjustable Single Tube Upside Down Chassis lowered from [mm]: 25 Chassis lowered to [mm]: 50 Axle Load FA to [kg]: 1095 Axle Load RA to [kg]: 1280 for vehicles without leveling control (please consider legal regulation) Attention: ground clearance can become smaller than 110 mm!
435 i, 225 kW 435 i, 250 kW 430 d, 190 kW 430 d, 210 kW	07.13 - 07.13 - 11.13 - 11.13 -			<b>P</b>	841500 000441	height adjustable kit Adjustable Shock Strength Height Adjustable Single Tube Upside Down Chassis lowered from [mm]: 25 Chassis lowered to [mm]: 50 Axle Load FA to [kg]: 1095 Axle Load RA to [kg]: 1280 for vehicles without leveling control (please consider legal regulation) Attention: ground clearance can become smaller than 110 mm!



P= PERFORMANCE



# BMW

## 4 Coupe (F32, F82)

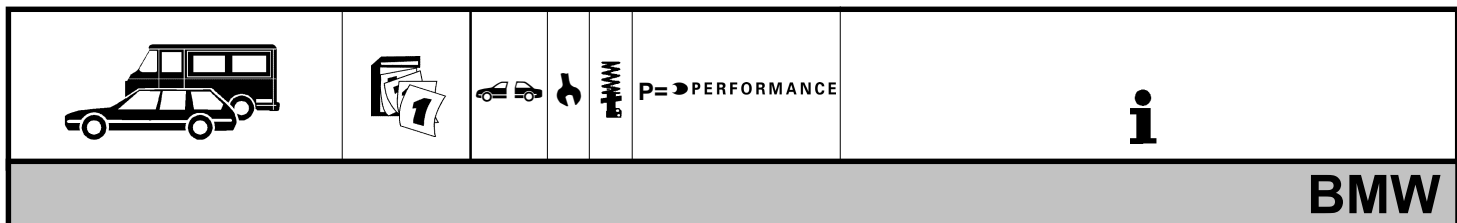
07.13 -

M4	01.14 -		P	841500 000484 ○	height adjustable kit Adjustable Shock Strength Height Adjustable Single Tube Upside Down Chassis lowered from [mm]: 20 Chassis lowered to [mm]: 40 Axle Load FA to [kg]: 1050 Axle Load RA to [kg]: 1250 for vehicles without leveling control (please consider legal regulation) Attention: ground clearance can become smaller than 110 mm!
----	---------	--	---	-----------------	--

## 4 Convertible (F33, F83)

10.13 -

420 i	07.14 -		P	841500 000300	height adjustable kit Adjustable Shock Strength Height Adjustable Single Tube Upside Down Chassis lowered from [mm]: 25 Chassis lowered to [mm]: 50 Axle Load FA to [kg]: 960 Axle Load RA to [kg]: 1230 for vehicles without leveling control (please consider legal regulation) Attention: ground clearance can become smaller than 110 mm!
			P	841500 000441	height adjustable kit Adjustable Shock Strength Height Adjustable Single Tube Upside Down Chassis lowered from [mm]: 25 Chassis lowered to [mm]: 50 Axle Load FA to [kg]: 1095 Axle Load RA to [kg]: 1280 for vehicles without leveling control Attention: ground clearance can become smaller than 110 mm! (please consider legal regulation)
428 i 435 i, 225 kW 435 i, 250 kW 420 d 425 d 430 d, 190 kW 430 d, 210 kW	10.13 - 10.13 - 10.13 - 10.13 - 07.14 - 07.14 - 10.13 -		P	841500 000441	height adjustable kit Adjustable Shock Strength Height Adjustable Single Tube Upside Down Chassis lowered from [mm]: 25 Chassis lowered to [mm]: 50 Axle Load FA to [kg]: 1095 Axle Load RA to [kg]: 1280 for vehicles without leveling control Attention: ground clearance can become smaller than 110 mm! (please consider legal regulation)
M4	07.14 -		P	841500 000484 ○	height adjustable kit Adjustable Shock Strength Height Adjustable Single Tube Upside Down Chassis lowered from [mm]: 20 Chassis lowered to [mm]: 40 Axle Load FA to [kg]: 1050 Axle Load RA to [kg]: 1250 for vehicles without leveling control (please consider legal regulation) Attention: ground clearance can become smaller than 110 mm!



4 Gran Coupe (F36)		03.14 -					
420 i 428 i 418 d 420 d	03.14 - 03.14 - 03.14 - 03.14 -			P	841500 000300	height adjustable kit Adjustable Shock Strength Height Adjustable Single Tube Upside Down Chassis lowered from [mm]: 25 Chassis lowered to [mm]: 50 Axle Load FA to [kg]: 960 Axle Load RA to [kg]: 1230 for vehicles without leveling control Attention: ground clearance can become smaller than 110 mm! (please consider legal regulation)	
				P	841500 000441	height adjustable kit Adjustable Shock Strength Height Adjustable Single Tube Upside Down Chassis lowered from [mm]: 25 Chassis lowered to [mm]: 50 Axle Load FA to [kg]: 1095 Axle Load RA to [kg]: 1280 for vehicles without leveling control (please consider legal regulation) Attention: ground clearance can become smaller than 110 mm!	
435 i, 225 kW 435 i, 250 kW 430 d, 190 kW 430 d, 210 kW	03.14 - 03.14 - 07.14 - 03.14 -			P	841500 000441	height adjustable kit Adjustable Shock Strength Height Adjustable Single Tube Upside Down Chassis lowered from [mm]: 25 Chassis lowered to [mm]: 50 Axle Load FA to [kg]: 1095 Axle Load RA to [kg]: 1280 for vehicles without leveling control (please consider legal regulation) Attention: ground clearance can become smaller than 110 mm!	

## LOTUS

ELISE		11.00 -					
1.6 1.8, 99 kW 1.8, 118 kW 1.8, 141 kW 1.8, 162 kW	06.07 - 10.03 - 05.02 - 01.04 - 06.07 -			ST	P	841500 118434	height adjustable kit Adjustable Shock Strength Height Adjustable Single Tube Upside Down Chassis lowered from [mm]: 20 Chassis lowered to [mm]: 40 Axle Load FA to [kg]: 485 Axle Load RA to [kg]: 792 for: Für Lotus-Modelle for: NUR TOYOTA-MOTOR ! for: For Lotus models for: ONLY TOYOTA ENGINE ! Attention: ground clearance can become smaller than 110 mm! (please consider legal regulation)
ELISE 340 R		02.00 - 02.01					
1.8	03.00 - 02.01			ST	P	841500 118434	height adjustable kit Adjustable Shock Strength Height Adjustable Single Tube Upside Down Chassis lowered from [mm]: 20 Chassis lowered to [mm]: 40 Axle Load FA to [kg]: 485 Axle Load RA to [kg]: 792 for: Für Lotus-Modelle for: NUR TOYOTA-MOTOR ! for: For Lotus models for: ONLY TOYOTA ENGINE ! (please consider legal regulation) Attention: ground clearance can become smaller than 110 mm!



P= PERFORMANCE



# LOTUS

## EUROPA S

**07.06 -**

2.0 Turbo, 147 kW 2.0 Turbo, 165 kW	07.06 - 09.08 -		ST	P	841500 118434	height adjustable kit Adjustable Shock Strength Height Adjustable Single Tube Upside Down Chassis lowered from [mm]: 20 Chassis lowered to [mm]: 40 Axle Load FA to [kg]: 485 Axle Load RA to [kg]: 792 for: Für Lotus-Modelle for: NUR TOYOTA-MOTOR ! for: For Lotus models for: ONLY TOYOTA ENGINE ! Attention: ground clearance can become smaller than 110 mm! (please consider legal regulation)
--	--------------------	--	----	---	---------------	--

## EXIGE (SCC\_)

**09.01 - 06.12**

1.8 16V, 132 kW 1.8 16V, 141 kW 1.8 16V, 163 kW 1.8 265 E	09.01 - 07.08 09.01 - 07.08 04.06 - 06.12 08.06 - 06.12		ST	P	841500 118434	height adjustable kit Adjustable Shock Strength Height Adjustable Single Tube Upside Down Chassis lowered from [mm]: 20 Chassis lowered to [mm]: 40 Axle Load FA to [kg]: 485 Axle Load RA to [kg]: 792 for: Für Lotus-Modelle for: NUR TOYOTA-MOTOR ! for: For Lotus models for: ONLY TOYOTA ENGINE ! Attention: ground clearance can become smaller than 110 mm! (please consider legal regulation)
--	--	--	----	---	---------------	--

# MERCEDES-BENZ

## A-CLASS (W176)

**06.12 -**

A 180 (176.042) A 200 (176.043) A 250 (176.044) A 250 4-matic (176.046) A 45 AMG 4-matic (176.052) A 160 CDI (176.011) A 180 CDI (176.012) A 180 CDI (176.000) A 200 CDI (176.001) A 200 CDI (176.008) A 200 CDI 4-matic (176.002) A 220 CDI (176.003), 120 kW A 220 CDI (176.003), 125 kW A 220 CDI 4-matic (176.005)	06.12 - 06.12 - 06.12 - 06.12 - 06.13 - 06.13 - 06.12 - 06.12 - 06.12 - 06.12 - 02.14 - 02.14 - 01.14 - 09.12 - 09.12 -			P	841500 000393 ○	height adjustable kit Adjustable Shock Strength Height Adjustable Single Tube Upside Down Chassis lowered from [mm]: 30 Chassis lowered to [mm]: 50 Axle Load FA to [kg]: 1100 Axle Load RA to [kg]: 945 for vehicles without leveling control Attention: ground clearance can become smaller than 110 mm! (please consider legal regulation)
---	---	--	--	---	-----------------	---

## B-CLASS (W246)

**11.11 -**

B 180 (246.242) B 200 (246.243) B 200 Natural Gas Drive (242.848) B 220 4-matic (246.247) B 250 (246.244) B 160 CDI (246.211) B 180 CDI (246.212) B 180 CDI (246.200) B 200 CDI (246.201) B 220 CDI (246.203), 120 kW B 220 CDI (246.203), 125 kW	11.11 - 11.11 - 11.12 - 05.13 - 05.12 - 05.13 - 02.13 - 11.11 - 11.11 - 06.13 - 11.11 -			P	841500 000393 ○	height adjustable kit Adjustable Shock Strength Height Adjustable Single Tube Upside Down Chassis lowered from [mm]: 30 Chassis lowered to [mm]: 50 Axle Load FA to [kg]: 1100 Axle Load RA to [kg]: 945 for vehicles without leveling control (please consider legal regulation) Attention: ground clearance can become smaller than 110 mm!
--	---	--	--	---	-----------------	---



P= PERFORMANCE

**MERCEDES-BENZ****C-CLASS (W204)****01.07 -**

C 180 CGI (204.049)	01.07 -		P	841500 000394 ○	height adjustable kit Adjustable Shock Strength Height Adjustable Single Tube Upside Down Chassis lowered from [mm]: 30 Chassis lowered to [mm]: 50 Axle Load FA to [kg]: 1110 Axle Load RA to [kg]: 1225 for vehicles without leveling control (please consider legal regulation) Attention: ground clearance can become smaller than 110 mm!
C 180 CGI (204.031)	01.08 -				
C 180 Kompressor (204.046)	01.07 -				
C 180 Kompressor (204.044, 204.045)	01.08 -				
C 200 CGI (204.048)	01.07 -				
C 200 Kompressor (204.041)	01.07 -				
C 200	05.11 -				
C 230 (204.052)	01.07 -				
C 250 CGI (204.047)	07.09 -				
C 280 (204.054)	01.07 -				
C 300 (204.054)	07.09 -				
C 300 (204.055)	02.11 -				
C 350 (204.056)	01.07 -				
C 350 CGI (204.065)	09.08 -				
C 350 (204.057)	01.11 -				
C 63 AMG (204.077), 336 kW	02.08 -				
C 63 AMG (204.077), 358 kW	02.08 -				
C 63 AMG, 373 kW	02.08 -				
C 63 AMG, 382 kW	07.10 -				
C 180 CDI (204.000)	01.11 -				
C 200 CDI (204.007)	01.07 -				
C 200 CDI (204.001)	01.11 -				
C 220 CDI	01.07 -				
C 220 CDI (204.002)	12.08 -				
C 220 CDI (204.008)	01.07 -				
C 250 CDI (204.003)	08.08 -				
C 320 CDI (204.022)	01.07 -				
C 350 CDI (204.022)	07.09 -				
C 350 CDI (204.025)	10.09 -				
C 350 CDI (204.023)	06.11 -				

**C-CLASS Estate (S204)****08.07 -**

C 180 CGI (204.249)	11.09 -		P	841500 000394 ○	height adjustable kit Adjustable Shock Strength Height Adjustable Single Tube Upside Down Chassis lowered from [mm]: 30 Chassis lowered to [mm]: 50 Axle Load FA to [kg]: 1110 Axle Load RA to [kg]: 1225 for vehicles without leveling control (please consider legal regulation) Attention: ground clearance can become smaller than 110 mm!
C 180 Kompressor (204.245)	01.08 -				
C 180 Kompressor (204.246)	08.07 -				
C 200 CGI (204.248)	08.07 -				
C 200 Kompressor (204.241)	08.07 -				
C 230 (204.252)	08.07 -				
C 250 CGI (204.247)	07.09 -				
C 280 (204.254)	08.07 -				
C 300	08.07 -				
C 350 (204.256)	08.07 -				
C 350 CGI (204.257)	06.11 -				
C 63 AMG (204.277), 336 kW	02.08 -				
C 63 AMG (204.277), 358 kW	01.12 -				
C 63 AMG, 373 kW	06.13 -				
C 63 AMG, 382 kW	07.10 -				
C 180 CDI (204.200)	01.11 -				
C 200 CDI (204.201)	08.10 -				
C 200 CDI (204.207)	08.07 -				
C 220 CDI	08.07 -				
C 220 CDI (204.202)	12.08 -				
C 220 CDI (204.208)	08.07 -				
C 250 CDI (204.203)	01.09 -				
C 320 CDI (204.222)	08.07 -				
C 350 CDI	08.07 -				
C 350 CDI (204.225)	10.09 -				
C 350 CDI (204.223)	06.11 -				



P= PERFORMANCE



# MERCEDES-BENZ

## C-CLASS Coupe (C204) 06.11 -

C 180 (204.331)	01.13 -		P	841500 000394 ○	height adjustable kit Adjustable Shock Strength Height Adjustable Single Tube Upside Down Chassis lowered from [mm]: 30 Chassis lowered to [mm]: 50 Axle Load FA to [kg]: 1110 Axle Load RA to [kg]: 1225 for vehicles without leveling control (please consider legal regulation) Attention: ground clearance can become smaller than 110 mm!
C 180 (204.349)	06.11 -				
C 200 CGI (204.348)	06.11 -				
C 250 (204.347)	06.11 -				
C 350 (204.357)	06.11 -				
C 63 AMG (204.377), 336 kW	06.11 -				
C 63 AMG (204.377), 358 kW	01.12 -				
C 63 AMG (204.377), 373 kW	11.12 -				
C 63 AMG (204.377), 380 kW	01.12 -				
C 220 CDI (204.302), 120 kW	06.11 -				
C 220 CDI (204.302), 125 kW	06.11 -				
C 250 CDI (204.303)	06.11 -				

## CLA Coupe (C117) 01.13 -

CLA 180 (117.342)	01.13 -		P	841500 000393 ○	height adjustable kit Adjustable Shock Strength Height Adjustable Single Tube Upside Down Chassis lowered from [mm]: 30 Chassis lowered to [mm]: 50 Axle Load FA to [kg]: 1100 Axle Load RA to [kg]: 945 for vehicles without leveling control (please consider legal regulation) Attention: ground clearance can become smaller than 110 mm!
CLA 200 (117.343)	01.13 -				
CLA 250 (117.344)	01.13 -				
CLA 250 4-matic (117.344)	07.13 -				
CLA 45 AMG 4-matic (117.352)	07.13 -				
CLA 180 CDI (117.312)	10.13 -				
CLA 200 CDI (117.301)	06.13 -				
CLA 220 CDI (117.303)	01.13 -				
CLA 220 CDI (117.303)	01.13 -				
CLA 220 CDI (117.303)	01.13 -				

## E-CLASS Convertible (A207) 01.10 -

E 200 (207.434)	03.13 -		P	841500 000394 ○	height adjustable kit Adjustable Shock Strength Height Adjustable Single Tube Upside Down Chassis lowered from [mm]: 30 Chassis lowered to [mm]: 50 Axle Load FA to [kg]: 1110 Axle Load RA to [kg]: 1225 for vehicles without leveling control Attention: ground clearance can become smaller than 110 mm! (please consider legal regulation)
E 200 CGI (207.448)	01.10 -				
E 250 CGI (207.447)	01.10 -				
E 250 (207.436)	06.13 -				
E 300 (207.455)	04.11 -				
E 350	05.11 -				
E 350 CGI (207.457)	01.10 -				
E 350 (207.459)	04.11 -				
E 400 (207.465)	06.13 -				
E 500 (207.472)	01.10 -				
E 500 (207.473)	09.11 -				
E 220 CDI (207.402)	02.10 -				
E 220 CDI / BlueTEC (207.402, 207.401)	01.10 -				
E 250 CDI / BlueTEC (207.403, 207.404)	01.10 -				
E 350 CDI (207.422)	01.10 -				
E 350 BlueTEC (207.426)	06.13 -				
E 350 CDI	04.11 -				





P= PERFORMANCE

**MERCEDES-BENZ****E-CLASS Coupe (C207) 01.09 -**

E 200 (207.334)	06.13 -		P	841500 000394 ○	height adjustable kit Adjustable Shock Strength Height Adjustable Single Tube Upside Down Chassis lowered from [mm]: 30 Chassis lowered to [mm]: 50 Axle Load FA to [kg]: 1110 Axle Load RA to [kg]: 1225 for vehicles without leveling control Attention: ground clearance can become smaller than 110 mm! (please consider legal regulation)
E 200 CGI (207.348)	01.10 -				
E 250 CGI (207.347)	01.09 -				
E 250 (207.336)	06.13 -				
E 300 (207.355)	04.11 -				
E 350 (207.356), 200 kW	05.11 -				
E 350 CGI (207.357)	01.09 -				
E 350 (207.356), 225 kW	04.11 -				
E 400	06.13 -				
E 500 (207.372)	01.09 -				
E 500 (207.373)	09.11 -				
E 220 CDI (207.302)	01.10 -				
E 250 CDI (207.303)	01.09 -				
E 350 CDI (207.322)	01.09 -				
E 350 BlueTEC	03.13 -				
E 350 CDI	04.11 -				

**MINI****MINI (F55) 10.14 -**

One D	11.14 -		P	841500 000486 ○	height adjustable kit Adjustable Shock Strength Height Adjustable Single Tube Upside Down Chassis lowered from [mm]: 20 Chassis lowered to [mm]: 45 Axle Load FA to [kg]: 970 Axle Load RA to [kg]: 850 for vehicles without leveling control (please consider legal regulation) Attention: ground clearance can become smaller than 110 mm!
One	11.14 -				
Cooper S	10.14 -				
Cooper D	10.14 -				
Cooper SD	10.14 -				
Cooper	10.14 -				

**MINI (F56) 12.13 -**

One, 55 kW	06.14 -		P	841500 000486 ○	height adjustable kit Adjustable Shock Strength Height Adjustable Single Tube Upside Down Chassis lowered from [mm]: 20 Chassis lowered to [mm]: 45 Axle Load FA to [kg]: 970 Axle Load RA to [kg]: 850 for vehicles without leveling control Attention: ground clearance can become smaller than 110 mm! (please consider legal regulation)
One, 75 kW	03.14 -				
Cooper	12.13 -				
Cooper S	12.13 -				
One D	03.14 -				
Cooper D	12.13 -				
Cooper SD	06.14 -				

**MINI (R50, R53) 06.01 - 09.06**

John Cooper Works	03.06 - 09.06		ST	P	841500 118449	height adjustable kit Adjustable Shock Strength Height Adjustable Single Tube Upside Down Chassis lowered from [mm]: 15 Chassis lowered to [mm]: 30 Axle Load FA to [kg]: 910 Axle Load RA to [kg]: 855 for vehicles without leveling control Attention: ground clearance can become smaller than 110 mm! (please consider legal regulation)
-------------------	---------------	--	----	---	---------------	--



P= PERFORMANCE



# MINI

## MINI (R56) 09.06 -

Cooper, 85 kW	03.10 -		ST	P	841500 118449	height adjustable kit Adjustable Shock Strength Height Adjustable Single Tube Upside Down Chassis lowered from [mm]: 15 Chassis lowered to [mm]: 30 Axle Load FA to [kg]: 910 Axle Load RA to [kg]: 855 for vehicles without leveling control (please consider legal regulation) Attention: ground clearance can become smaller than 110 mm!
Cooper, 88 kW	10.06 -					
Cooper, 90 kW	03.10 -					
Cooper S, 120 kW	03.10 -					
Cooper S, 128 kW	10.06 -					
Cooper S, 135 kW	03.10 -					
Cooper S, 147 kW	01.12 -					
John Cooper Works	03.08 -					
John Cooper Works GP	09.12 -					
One, 55 kW	03.09 -					
One, 70 kW	03.07 -					
One, 72 kW	03.10 -					
Cooper D, 80 kW	03.07 -					
Cooper D, 82 kW	06.10 -					
Cooper SD, 100 kW	02.11 -					
Cooper SD, 105 kW	02.11 -					
One D	06.09 -					

## MINI CLUBMAN (R55) 10.07 -

1.4 One	10.07 -		ST	P	841500 118449	height adjustable kit Adjustable Shock Strength Height Adjustable Single Tube Upside Down Chassis lowered from [mm]: 15 Chassis lowered to [mm]: 30 Axle Load FA to [kg]: 910 Axle Load RA to [kg]: 855 for vehicles without leveling control Attention: ground clearance can become smaller than 110 mm! (please consider legal regulation)
One, 70 kW	03.09 - 02.10					
One, 72 kW	03.10 -					
Cooper, 85 kW	03.10 -					
Cooper, 88 kW	10.07 -					
Cooper, 90 kW	03.10 -					
Cooper S, 120 kW	10.07 -					
Cooper S, 128 kW	10.07 -					
Cooper S, 135 kW	03.10 -					
Cooper S, 147 kW	03.10 -					
John Cooper Works	03.08 -					
Cooper D, 82 kW	03.10 -					
Cooper D, 80 kW	10.07 -					
Cooper SD, 100 kW	02.11 -					
Cooper SD, 105 kW	02.11 -					
One D	03.10 -					

## MINI CLUBVAN (R55) 12.12 -

Cooper	12.12 -		ST	P	841500 118449	height adjustable kit Adjustable Shock Strength Height Adjustable Single Tube Upside Down Chassis lowered from [mm]: 15 Chassis lowered to [mm]: 30 Axle Load FA to [kg]: 910 Axle Load RA to [kg]: 855 for vehicles without leveling control (please consider legal regulation) Attention: ground clearance can become smaller than 110 mm!
One	12.12 -					
Cooper D	12.12 -					

## MINI Convertible (R57) 11.07 -

Cooper, 85 kW	03.09 -		ST	P	841500 118449	height adjustable kit Adjustable Shock Strength Height Adjustable Single Tube Upside Down Chassis lowered from [mm]: 15 Chassis lowered to [mm]: 30 Axle Load FA to [kg]: 910 Axle Load RA to [kg]: 855 for vehicles without leveling control Attention: ground clearance can become smaller than 110 mm! (please consider legal regulation)
Cooper, 88 kW	03.09 -					
Cooper, 90 kW	03.10 -					
Cooper S, 128 kW	03.09 -					
Cooper S, 135 kW	03.10 -					
Cooper S, 147 kW	03.10 -					
John Cooper Works	03.08 -					
One	03.10 -					
Cooper D	06.10 -					
Cooper SD	02.11 -					



P= PERFORMANCE

**MINI****MINI Coupe (R58)****09.11 -**

Cooper, 85 kW	09.11 -		ST	P	841500 118449	height adjustable kit Adjustable Shock Strength Height Adjustable Single Tube Upside Down Chassis lowered from [mm]: 15 Chassis lowered to [mm]: 30 Axle Load FA to [kg]: 910 Axle Load RA to [kg]: 855 for vehicles without leveling control Attention: ground clearance can become smaller than 110 mm! (please consider legal regulation)
Cooper, 90 kW	09.11 -					
Cooper S, 120 kW	09.11 -					
Cooper S, 135 kW	09.11 -					
Cooper S, 147 kW	09.11 -					
John Cooper Works	09.11 -					
Cooper SD, 100 kW	09.11 -					
Cooper SD, 105 kW	09.11 -					

**MINI Roadster (R59)****02.12 -**

Cooper, 85 kW	02.12 -		ST	P	841500 118449	height adjustable kit Adjustable Shock Strength Height Adjustable Single Tube Upside Down Chassis lowered from [mm]: 15 Chassis lowered to [mm]: 30 Axle Load FA to [kg]: 910 Axle Load RA to [kg]: 855 for vehicles without leveling control Attention: ground clearance can become smaller than 110 mm! (please consider legal regulation)
Cooper, 90 kW	02.12 -					
Cooper S, 120 kW	02.12 -					
Cooper S, 135 kW	02.12 -					
Cooper S, 147 kW	02.12 -					
John Cooper Works	02.12 -					
Cooper SD, 100 kW	02.12 -					
Cooper SD, 105 kW	02.12 -					

**mitsubishi****LANCER VI (CJ-CP\_)****09.95 - 08.03**

2.0 16V EVO	08.98 - 08.01		ST	P	841500 118457	for: EVO VII height adjustable kit Adjustable Shock Strength Height Adjustable Single Tube Upside Down Chassis lowered from [mm]: 30 Chassis lowered to [mm]: 55 Axle Load FA to [kg]: 1140 Axle Load RA to [kg]: 945 Attention: ground clearance can become smaller than 110 mm! (please consider legal regulation)
-------------	---------------	--	----	---	---------------	--

**LANCER Saloon (CS\_A, CT0) 03.00 -**

2.0 16V EVO VIII (CT9A)	03.04 -		ST	P	841500 118457	height adjustable kit Adjustable Shock Strength Height Adjustable Single Tube Upside Down Chassis lowered from [mm]: 30 Chassis lowered to [mm]: 55 Axle Load FA to [kg]: 1140 Axle Load RA to [kg]: 945 Attention: ground clearance can become smaller than 110 mm! (please consider legal regulation)
2.0 16V EVO IX (CT9A)	01.06 -					



P= PERFORMANCE



# OPEL

## SPEEDSTER

**09.00 -**

2.0 Turbo 2.2	04.03 - 09.00 -		ST	P	841500 118434	height adjustable kit Adjustable Shock Strength Height Adjustable Single Tube Upside Down Chassis lowered from [mm]: 20 Chassis lowered to [mm]: 40 Axle Load FA to [kg]: 485 Axle Load RA to [kg]: 792 for: Für Lotus-Modelle for: NUR TOYOTA-MOTOR ! for: For Lotus models for: ONLY TOYOTA ENGINE ! (please consider legal regulation) Attention: ground clearance can become smaller than 110 mm!
------------------	--------------------	--	----	---	---------------	--

# PORSCHE

## 911 (996)

**09.97 - 08.05**

3.4 Carrera, 221 kW 3.4 Carrera, 235 kW 3.6 Carrera 3.6 Carrera S	09.97 - 09.01 05.01 - 08.05 10.01 - 08.05 02.03 - 08.05		ST	P	841500 118461	height adjustable kit Adjustable Shock Strength Height Adjustable Single Tube Upside Down Chassis lowered from [mm]: 15 Chassis lowered to [mm]: 35 Axle Load FA to [kg]: 825 Axle Load RA to [kg]: 1250 for vehicles without leveling control (please consider legal regulation) Attention: ground clearance can become smaller than 110 mm!
3.4 Carrera 4, 221 kW 3.4 Carrera 4, 235 kW 3.6 Carrera 4 3.6 Carrera 4S 3.6 Turbo 4 3.6 Turbo 4S	09.97 - 09.01 05.01 - 08.05 10.01 - 08.05 02.03 - 08.05 06.00 - 08.05 02.03 - 08.05		ST	P	841500 118462	height adjustable kit Adjustable Shock Strength Height Adjustable Single Tube Upside Down Chassis lowered from [mm]: 15 Chassis lowered to [mm]: 35 Axle Load FA to [kg]: 825 Axle Load RA to [kg]: 1250 for vehicles without leveling control (please consider legal regulation) Attention: ground clearance can become smaller than 110 mm!

## 911 Targa (996)

**12.01 - 08.05**

3.6	12.01 - 08.05		ST	P	841500 118461	height adjustable kit Adjustable Shock Strength Height Adjustable Single Tube Upside Down Chassis lowered from [mm]: 15 Chassis lowered to [mm]: 35 Axle Load FA to [kg]: 825 Axle Load RA to [kg]: 1250 for vehicles without leveling control Attention: ground clearance can become smaller than 110 mm! (please consider legal regulation)
-----	---------------	--	----	---	---------------	---

## 911 Convertible (996)

**02.98 - 08.05**

3.4 Carrera, 221 kW 3.4 Carrera, 235 kW 3.6 Carrera 3.6 Carrera S	02.98 - 09.01 05.01 - 08.05 10.01 - 08.05 06.02 - 08.05		ST	P	841500 118461	height adjustable kit Adjustable Shock Strength Height Adjustable Single Tube Upside Down Chassis lowered from [mm]: 15 Chassis lowered to [mm]: 35 Axle Load FA to [kg]: 825 Axle Load RA to [kg]: 1250 for vehicles without leveling control Attention: ground clearance can become smaller than 110 mm! (please consider legal regulation)
--	--	--	----	---	---------------	---



P= PERFORMANCE

**PORSCHE****911 Convertible (996)****02.98 - 08.05**

3.4 Carrera 4, 221 kW	02.98 - 09.01		ST	P	841500 118462	height adjustable kit Adjustable Shock Strength Height Adjustable Single Tube Upside Down Chassis lowered from [mm]: 15 Chassis lowered to [mm]: 35 Axle Load FA to [kg]: 825 Axle Load RA to [kg]: 1250 for vehicles without leveling control (please consider legal regulation) Attention: ground clearance can become smaller than 110 mm!
3.4 Carrera 4, 235 kW	05.01 - 08.05					
3.6 Carrera 4	10.01 - 08.05					
3.6 Carrera 4S	06.02 - 08.05					
3.6 Turbo 4	10.03 - 08.05					
3.6 Turbo 4S	10.03 - 08.05					

**BOXSTER (987)****11.04 - 12.11**

2.7, 176 kW	11.04 - 12.06		ST	P	841500 118455	height adjustable kit Adjustable Shock Strength Height Adjustable Single Tube Upside Down Chassis lowered from [mm]: 20 Chassis lowered to [mm]: 45 Axle Load FA to [kg]: 775 Axle Load RA to [kg]: 940 Attention: ground clearance can become smaller than 110 mm! (please consider legal regulation)
2.7, 180 kW	07.06 - 12.09					
2.9	06.09 - 12.11					
S 3.2	11.04 - 12.06					
S 3.4, 217 kW	07.06 - 12.09					
S 3.4, 223 kW	08.08 - 12.09			P	841500 118455	height adjustable kit Adjustable Shock Strength Height Adjustable Single Tube Upside Down Chassis lowered from [mm]: 20 Chassis lowered to [mm]: 45 Axle Load FA to [kg]: 775 Axle Load RA to [kg]: 940 Attention: ground clearance can become smaller than 110 mm! (please consider legal regulation)
Spyder 3.4	06.10 - 12.11					
S 3.4, 228 kW	06.09 - 12.11					

**CAYMAN (987)****11.05 -**

2.7	07.06 - 12.09		ST	P	841500 118455	height adjustable kit Adjustable Shock Strength Height Adjustable Single Tube Upside Down Chassis lowered from [mm]: 20 Chassis lowered to [mm]: 45 Axle Load FA to [kg]: 775 Axle Load RA to [kg]: 940 Attention: ground clearance can become smaller than 110 mm! (please consider legal regulation)
2.9	02.09 -					
S 3.4, 217 kW	11.05 - 12.09					
S 3.4 Sport	08.08 - 12.12					
S 3.4, 235 kW	02.09 -					
R 3.4	11.10 - 12.12					

**SCION****FR-S Coupe****09.11 -**

2.0 S	09.12 -			P	841500 000299	height adjustable kit Adjustable Shock Strength Height Adjustable Single Tube Upside Down Chassis lowered from [mm]: 5 Chassis lowered to [mm]: 25 Axle Load FA to [kg]: 880 Axle Load RA to [kg]: 945 for vehicles without leveling control Attention: ground clearance can become smaller than 110 mm! (please consider legal regulation)
-------	---------	--	--	---	---------------	---



P= PERFORMANCE



# SEAT

## ALTEA (5P1)

**03.04 -**

1.2 TSI	04.10 -		ST	P	841500 118453	height adjustable kit Adjustable Shock Strength Height Adjustable Single Tube Upside Down Housing Diameter [mm]: 55 Chassis lowered from [mm]: 30 Chassis lowered to [mm]: 50 Axle Load FA to [kg]: 1200 Axle Load RA to [kg]: 1100 for vehicles without leveling control Attention: ground clearance can become smaller than 110 mm! (please consider legal regulation)
1.4 16V	05.06 -					
1.4 TSI	11.07 -					
1.6	03.04 -					
1.6 LPG	09.09 -					
1.8 TFSI	01.07 -					
2.0 FSI	05.04 - 03.09					
2.0 TFSI	04.06 - 05.09					
1.6 TDI, 66 kW	11.10 -					
1.6 TDI, 77 kW	10.09 -					
1.9 TDI, 66 kW	08.09 -					
1.9 TDI, 77 kW	04.04 -					
2.0 TDI, 100 kW	03.04 - 05.09					
2.0 TDI, 103 kW	11.05 -					
2.0 TDI 16V	03.04 -					
2.0 TDI, 125 kW	03.06 -					
				P	841500 118456	height adjustable kit Adjustable Shock Strength Height Adjustable Single Tube Upside Down Housing Diameter [mm]: 50 Chassis lowered from [mm]: 30 Chassis lowered to [mm]: 50 Axle Load FA to [kg]: 1200 Axle Load RA to [kg]: 1100 for vehicles without leveling control Attention: ground clearance can become smaller than 110 mm! (please consider legal regulation)

## ALTEA XL (5P5, 5P8)

**10.06 -**

1.2 TSI	04.10 -		ST	P	841500 118453	height adjustable kit Adjustable Shock Strength Height Adjustable Single Tube Upside Down Housing Diameter [mm]: 55 Chassis lowered from [mm]: 30 Chassis lowered to [mm]: 50 Axle Load FA to [kg]: 1200 Axle Load RA to [kg]: 1100 for vehicles without leveling control Attention: ground clearance can become smaller than 110 mm! (please consider legal regulation)
1.4 TSI, 89 kW	09.09 - 12.12					
1.4 16V	10.06 -					
1.4 TSI, 92 kW	11.07 -					
1.6	10.06 -					
1.6 Multifuel	10.06 -					
1.6 LPG	09.09 -					
1.8 TFSI	01.07 -					
2.0 FSI	10.06 - 03.09					
2.0 TFSI	10.06 - 05.09					
2.0 TFSI 4x4, 147 kW	06.07 - 05.09					
2.0 TFSI 4x4, 155 kW	05.09 -					
1.6 TDI, 66 kW	11.10 -					
1.6 TDI, 77 kW	10.09 -					
1.9 TDI, 66 kW	08.09 -					
1.9 TDI, 77 kW	10.06 -					
2.0 TDI, 100 kW	11.06 - 03.09					
2.0 TDI, 103 kW	10.06 -					
2.0 TDI 16V	10.06 -					
2.0 TDI 16V 4x4	10.10 -					
2.0 TDI 4x4, 103 kW	06.07 -					
2.0 TDI, 125 kW	06.07 -					
2.0 TDI 4x4, 125 kW	06.07 -					
				P	841500 118456	height adjustable kit Adjustable Shock Strength Height Adjustable Single Tube Upside Down Housing Diameter [mm]: 50 Chassis lowered from [mm]: 30 Chassis lowered to [mm]: 50 Axle Load FA to [kg]: 1200 Axle Load RA to [kg]: 1100 for vehicles without leveling control Attention: ground clearance can become smaller than 110 mm! (please consider legal regulation)

## LEON (1M1)

**11.99 - 06.06**

1.4	11.99 -		ST	P	841500 118447	height adjustable kit Adjustable Shock Strength Height Adjustable Single Tube Upside Down Chassis lowered from [mm]: 25 Chassis lowered to [mm]: 45 Axle Load FA to [kg]: 1060 Axle Load RA to [kg]: 1010 for vehicles without leveling control Attention: ground clearance can become smaller than 110 mm! (please consider legal regulation)
1.4 16V	11.99 - 06.06					
1.6, 74 kW	11.99 - 06.06					
1.6, 75 kW	10.05 - 06.06					
1.6 16 V	09.00 - 06.06					
1.8 20V	11.99 - 06.06					
1.8 20V T	11.99 - 06.06					
1.9 SDI	11.99 - 06.06					
1.9 TDI, 66 kW	11.99 - 06.06					
1.9 TDI, 74 kW	10.05 - 06.06					
1.9 TDI, 81 kW	11.99 - 06.06					
1.9 TDI, 96 kW	05.03 - 06.06					
1.9 TDI, 110 kW	02.01 - 06.06					



P= PERFORMANCE

**SEAT****LEON (1M1)****11.99 - 06.06**

1.8 20V T 4 2.8 Cupra 4 1.9 TDI Syncro	11.99 - 06.06 02.01 - 06.06 05.02 - 06.06		ST	P	841500 118448	height adjustable kit Adjustable Shock Strength Height Adjustable Single Tube Upside Down Chassis lowered from [mm]: 25 Chassis lowered to [mm]: 45 Axle Load FA to [kg]: 1110 Axle Load RA to [kg]: 1080 for vehicles without leveling control (please consider legal regulation) Attention: ground clearance can become smaller than 110 mm!
1.8 T Cupra R, 154 kW 1.8 T Cupra R, 165 kW	02.02 - 06.06 07.03 - 06.06			P	841500 118452	height adjustable kit Adjustable Shock Strength Height Adjustable Single Tube Upside Down Chassis lowered from [mm]: 20 Chassis lowered to [mm]: 50 Axle Load FA to [kg]: 1040 Axle Load RA to [kg]: 930 for vehicles without leveling control Attention: ground clearance can become smaller than 110 mm! (please consider legal regulation)

**LEON (1P1)****05.05 -**

1.2 TSI 1.4 16V 1.4 TSI 1.6 1.6 MultiFuel 1.6 LPG 1.8 TSI 2.0 FSI 2.0 TFSI, 136 kW 2.0 TFSI, 147 kW 2.0 TFSI, 177 kW 2.0 TFSI, 155 kW 1.6 TDI, 66 kW 1.6 TDI, 77 kW 1.9 TDI, 66 kW 1.9 TDI, 77 kW 1.9 TDi 2.0 TDI, 100 kW 2.0 TDI, 103 kW 2.0 TDI 16V 2.0 TDI, 125 kW	02.10 - 06.06 - 11.07 - 07.05 - 11.10 - 12.09 - 06.07 - 07.05 - 05.10 09.05 - 05.06 05.05 - 03.09 11.06 - 06.09 - 11.10 - 02.10 - 06.07 - 07.05 - 10.05 - 07.05 - 05.10 10.05 - 07.05 - 05.06 -		ST	P	841500 118453	height adjustable kit Adjustable Shock Strength Height Adjustable Single Tube Upside Down Housing Diameter [mm]: 55 Chassis lowered from [mm]: 30 Chassis lowered to [mm]: 50 Axle Load FA to [kg]: 1200 Axle Load RA to [kg]: 1100 for vehicles without leveling control Attention: ground clearance can become smaller than 110 mm! (please consider legal regulation)
				P	841500 118456	height adjustable kit Adjustable Shock Strength Height Adjustable Single Tube Upside Down Housing Diameter [mm]: 50 Chassis lowered from [mm]: 30 Chassis lowered to [mm]: 50 Axle Load FA to [kg]: 1200 Axle Load RA to [kg]: 1100 for vehicles without leveling control (please consider legal regulation) Attention: ground clearance can become smaller than 110 mm!
2.0 Cupra R	09.09 -		ST	P	841500 118453	height adjustable kit Adjustable Shock Strength Height Adjustable Single Tube Upside Down Housing Diameter [mm]: 55 Chassis lowered from [mm]: 30 Chassis lowered to [mm]: 50 Axle Load FA to [kg]: 1200 Axle Load RA to [kg]: 1100 for vehicles without leveling control (please consider legal regulation) Attention: ground clearance can become smaller than 110 mm!



P= PERFORMANCE



# SEAT

## LEON (5F1)

09.12 -

1.2 TSI, 63 kW	12.12 -		P	841500 000301	height adjustable kit
1.2 TSI, 77 kW	01.13 -				Adjustable Shock Strength
1.2 TSI, 81 kW	04.14 -				Height Adjustable
1.4 TGI	02.13 -				Single Tube Upside Down
1.4 TSI, 90 kW	11.12 -				Housing Diameter [mm]: 55
1.4 TSI, 92 kW	05.14 -				Chassis lowered from [mm]: 30
1.4 TSI, 103 kW	09.12 -				Chassis lowered to [mm]: 60
1.4 TSI, 110 kW	05.14 -				Axle Load FA to [kg]: 1180
1.8 TSI	02.13 -				Axle Load RA to [kg]: 1070
2.0 Cupra, 195 kW	10.13 -				for vehicles without leveling control
2.0 Cupra, 206 kW	10.13 -			Attention: ground clearance can become smaller than 110 mm!	
1.6 TDI, 66 kW	11.12 -			(please consider legal regulation)	
1.6 TDI, 77 kW	11.12 -			841500 000355	height adjustable kit
1.6 TDI, 81 kW	09.13 -				Adjustable Shock Strength
2.0 TDI, 81 kW	05.13 -				Height Adjustable
2.0 TDI, 105 kW	05.13 -				Single Tube Upside Down
2.0 TDI, 110 kW	10.12 -				Housing Diameter [mm]: 50
2.0 TDI, 135 kW	09.12 -				Chassis lowered from [mm]: 30
					Chassis lowered to [mm]: 60
					Axle Load FA to [kg]: 1180
		Axle Load RA to [kg]: 1070			
		for vehicles without leveling control			
		Attention: ground clearance can become smaller than 110 mm!			
		(please consider legal regulation)			

## LEON SC (5F5)

01.13 -

1.2 TSI, 63 kW	01.13 -		P	841500 000301	height adjustable kit
1.2 TSI, 77 kW	02.13 -				Adjustable Shock Strength
1.2 TSI, 81 kW	05.14 -				Height Adjustable
1.4 TSI, 90 kW	02.13 -				Single Tube Upside Down
1.4 TSI, 92 kW	05.14 -				Housing Diameter [mm]: 55
1.4 TSI, 103 kW	02.13 -				Chassis lowered from [mm]: 30
1.4 TSI, 110 kW	05.14 -				Chassis lowered to [mm]: 60
1.8 TSI	02.13 -				Axle Load FA to [kg]: 1180
2.0 Cupra, 195 kW	10.13 -				Axle Load RA to [kg]: 1070
2.0 Cupra, 206 kW	10.13 -				for vehicles without leveling control
1.6 TDI, 66 kW	02.13 -			Attention: ground clearance can become smaller than 110 mm!	
1.6 TDI, 77 kW	02.13 -			(please consider legal regulation)	
1.6 TDI, 81 kW	09.13 -			841500 000355	height adjustable kit
2.0 TDI, 81 kW	02.13 -				Adjustable Shock Strength
2.0 TDI, 105 kW	05.13 -				Height Adjustable
2.0 TDI, 110 kW	02.13 -				Single Tube Upside Down
2.0 TDI, 135 kW	03.13 -				Housing Diameter [mm]: 50
					Chassis lowered from [mm]: 30
					Chassis lowered to [mm]: 60
					Axle Load FA to [kg]: 1180
		Axle Load RA to [kg]: 1070			
		for vehicles without leveling control			
		Attention: ground clearance can become smaller than 110 mm!			
		(please consider legal regulation)			





P= PERFORMANCE



SEAT

LEON ST (5F8)

08.13 -

2.0 Cupra, 206 kW	10.13 -		P	841500 000301	height adjustable kit Adjustable Shock Strength Height Adjustable Single Tube Upside Down Housing Diameter [mm]: 55 Chassis lowered from [mm]: 30 Chassis lowered to [mm]: 60 Axle Load FA to [kg]: 1180 Axle Load RA to [kg]: 1070 for vehicles without leveling control Attention: ground clearance can become smaller than 110 mm! (please consider legal regulation)
2.0 Cupra, 195 kW	10.13 -				
1.8 TSI 4Drive	11.14 -				
1.6 TDI 4Drive, 81 kW	11.14 -				
2.0 TDI 4Drive, 135 kW	11.14 -				
1.2 TSI, 63 kW	11.13 -				
1.2 TSI, 77 kW	08.13 -				
1.2 TSI, 81 kW	05.14 -				
1.4 TGI	10.13 -				
1.4 TSI, 90 kW	10.13 -				
1.4 TSI, 92 kW	05.14 -			841500 000355	height adjustable kit Adjustable Shock Strength Height Adjustable Single Tube Upside Down Housing Diameter [mm]: 50 Chassis lowered from [mm]: 30 Chassis lowered to [mm]: 60 Axle Load FA to [kg]: 1180 Axle Load RA to [kg]: 1070 for vehicles without leveling control Attention: ground clearance can become smaller than 110 mm! (please consider legal regulation)
1.4 TSI, 103 kW	10.13 -				
1.4 TSI, 110 kW	05.14 -				
1.8 TSI	10.13 -				
1.6 TDI, 66 kW	11.13 -				
1.6 TDI, 77 kW	10.13 -				
1.6 TDI, 81 kW	09.13 -				
1.6 TDI 4Drive, 77 kW	04.14 -				
2.0 TDI, 81 kW	11.13 -				
2.0 TDI, 105 kW	10.13 -				
2.0 TDI, 110 kW	10.13 -				
2.0 TDI 4Drive, 110 kW	04.14 -				
2.0 TDI, 135 kW	08.13 -				

TOLEDO II (1M2)

04.99 - 05.06

1.4 16V	07.99 - 05.06		ST	P	841500 118447	height adjustable kit Adjustable Shock Strength Height Adjustable Single Tube Upside Down Chassis lowered from [mm]: 25 Chassis lowered to [mm]: 45 Axle Load FA to [kg]: 1060 Axle Load RA to [kg]: 1010 for vehicles without leveling control (please consider legal regulation) Attention: ground clearance can become smaller than 110 mm!
1.6, 74 kW	04.99 - 09.00					
1.6, 75 kW	08.05 - 05.06					
1.6 16V	09.00 - 05.06					
1.8 20V	04.99 - 05.06					
1.8 20VT	05.01 - 05.06					
2.3 V5	04.99 - 05.01					
2.3 V5 20V	05.01 - 05.06					
1.9 SDI	11.99 - 06.04					
1.9 TDI, 66 kW	04.99 - 05.06					
1.9 TDi	08.05 - 05.06					
1.9 TDI, 81 kW	04.99 - 05.06					
1.9 TDI, 96 kW	05.03 - 05.06					
1.9 TDI, 110 kW	10.00 - 05.06					



P= PERFORMANCE



# SEAT

## TOLEDO III (5P2)

**04.04 - 05.09**

1.4 16V	05.06 - 05.09		ST	P	841500 118453	height adjustable kit
1.6	10.04 - 05.09					Adjustable Shock Strength
1.8 TFSI	01.07 - 05.09					Height Adjustable
2.0 FSI	10.04 - 05.09					Single Tube Upside Down
2.0 TFSI	11.05 - 05.09					Housing Diameter [mm]: 55
1.9 TDI	10.04 - 05.09					Chassis lowered from [mm]: 30
2.0 TDI, 100 kW	09.04 - 05.09					Chassis lowered to [mm]: 50
2.0 TDI 16V	04.04 - 05.09					Axle Load FA to [kg]: 1200
2.0 TDI, 103 kW	11.05 - 05.09					Axle Load RA to [kg]: 1100
2.0 TDI, 125 kW	01.06 - 05.09					for vehicles without leveling control Attention: ground clearance can become smaller than 110 mm! (please consider legal regulation)
					841500 118456	height adjustable kit
						Adjustable Shock Strength
						Height Adjustable
						Single Tube Upside Down
						Housing Diameter [mm]: 50
						Chassis lowered from [mm]: 30
						Chassis lowered to [mm]: 50
						Axle Load FA to [kg]: 1200
						Axle Load RA to [kg]: 1100
						for vehicles without leveling control (please consider legal regulation)
						Attention: ground clearance can become smaller than 110 mm!

# SKODA

## OCTAVIA (1U2)

**09.96 - 12.10**

1.4	04.99 - 03.01		ST	P	841500 118447	height adjustable kit
1.4 16V	09.00 - 12.10					Adjustable Shock Strength
1.6, 55 kW	09.96 - 09.04					Height Adjustable
1.6, 74 kW	02.97 - 12.07					Single Tube Upside Down
1.6, 75 kW	11.00 - 12.10					Chassis lowered from [mm]: 25
1.8	09.96 - 07.00					Chassis lowered to [mm]: 45
1.8 T	08.97 - 12.10					Axle Load FA to [kg]: 1060
2.0	04.99 - 05.07					Axle Load RA to [kg]: 1010
1.9 SDI	06.97 - 12.03					for vehicles without leveling control
1.9 TDI, 66 kW	09.96 - 03.10					Attention: ground clearance can become smaller than 110 mm!
1.9 TDI, 74 kW	10.05 - 12.10					(please consider legal regulation)
1.9 TDI, 81 kW	08.97 - 01.06					
1.9 TDI, 96 kW	09.02 - 09.04					
1.4 4x4	03.97 -					
1.6 4x4	03.97 -	Adjustable Shock Strength				
1.8 20V 4x4	03.97 - 04.99	Height Adjustable				
1.8 T 4x4	03.97 - 04.01	Single Tube Upside Down				
1.8 T 4x4, 110 kW	05.01 - 05.06	Chassis lowered from [mm]: 25				
2.0 4x4	03.97 -	Chassis lowered to [mm]: 45				
1.9 SDI 4x4	03.97 -	Axle Load FA to [kg]: 1110				
1.9 TDI 4x4	03.97 -	Axle Load RA to [kg]: 1080				
		for vehicles without leveling control				
		(please consider legal regulation)				
		Attention: ground clearance can become smaller than 110 mm!				



P= PERFORMANCE

**SKODA****OCTAVIA Combi (1U5) 07.98 - 12.10**

1.4 16V 1.6, 55 kW 1.6, 74 kW 1.6, 75 kW 1.8 20V 1.8 T 2.0 1.9 SDI 1.9 TDI, 66 kW 1.9 TDI, 74 kW 1.9 TDI, 81 kW 1.9 TDI, 96 kW	08.00 - 12.10 07.98 - 09.04 07.98 - 12.07 09.00 - 12.10 07.98 - 07.00 07.98 - 12.10 04.99 - 05.07 07.98 - 12.03 07.98 - 03.10 08.00 - 12.10 07.98 - 01.06 09.02 - 09.04		ST	P	841500 118447	height adjustable kit Adjustable Shock Strength Height Adjustable Single Tube Upside Down Chassis lowered from [mm]: 25 Chassis lowered to [mm]: 45 Axle Load FA to [kg]: 1060 Axle Load RA to [kg]: 1010 for vehicles without leveling control (please consider legal regulation) Attention: ground clearance can become smaller than 110 mm!
1.8 T 4x4 2.0 4x4, 85 kW 2.0 4x4, 88 kW 1.9 TDI 4x4, 66 kW 1.9 TDI 4x4, 74 kW	05.01 - 05.06 08.00 - 09.04 01.00 - 12.10 11.99 - 02.06 09.00 - 01.06		ST	P	841500 118448	height adjustable kit Adjustable Shock Strength Height Adjustable Single Tube Upside Down Chassis lowered from [mm]: 25 Chassis lowered to [mm]: 45 Axle Load FA to [kg]: 1110 Axle Load RA to [kg]: 1080 for vehicles without leveling control (please consider legal regulation) Attention: ground clearance can become smaller than 110 mm!

**OCTAVIA (1Z3) 02.04 -**

1.2 TSI 1.4, 55 kW 1.4, 59 kW 1.4 TSI 1.6 1.6 MultiFuel 1.6 LPG 1.6 FSI 1.8 TSI, 112 kW 1.8 TSI, 118 kW 2.0 FSI 1.6 TDI 1.9 TDI 2.0 TDI, 81 kW 2.0 TDI, 100 kW 2.0 TDI, 103 kW 2.0 TDI 16V 2.0 TDI RS	02.10 - 05.04 - 05.06 06.04 - 11.08 - 06.04 - 01.08 - 08.09 - 02.04 - 10.08 03.09 - 06.07 - 11.04 - 06.09 - 06.04 - 12.10 03.10 - 02.04 - 05.10 11.05 - 02.04 - 04.06 -		ST	P	841500 118453	height adjustable kit Adjustable Shock Strength Height Adjustable Single Tube Upside Down Housing Diameter [mm]: 55 Chassis lowered from [mm]: 30 Chassis lowered to [mm]: 50 Axle Load FA to [kg]: 1200 Axle Load RA to [kg]: 1100 for vehicles without leveling control (please consider legal regulation) Attention: ground clearance can become smaller than 110 mm!
				P	841500 118456	height adjustable kit Adjustable Shock Strength Height Adjustable Single Tube Upside Down Housing Diameter [mm]: 50 Chassis lowered from [mm]: 30 Chassis lowered to [mm]: 50 Axle Load FA to [kg]: 1200 Axle Load RA to [kg]: 1100 for vehicles without leveling control (please consider legal regulation) Attention: ground clearance can become smaller than 110 mm!
2.0 RS	10.05 -		ST	P	841500 118453	height adjustable kit Adjustable Shock Strength Height Adjustable Single Tube Upside Down Housing Diameter [mm]: 55 Chassis lowered from [mm]: 30 Chassis lowered to [mm]: 50 Axle Load FA to [kg]: 1200 Axle Load RA to [kg]: 1100 for vehicles without leveling control (please consider legal regulation) Attention: ground clearance can become smaller than 110 mm!



P= PERFORMANCE



# SKODA

## OCTAVIA Combi (1Z5) 02.04 -

1.2 TSI	02.10 -		ST	P	841500 118453	height adjustable kit
1.4, 55 kW	05.04 - 05.06					Adjustable Shock Strength
1.4, 59 kW	05.06 -					Height Adjustable
1.4 TSI	11.08 -					Single Tube Upside Down
1.6	09.04 -					Housing Diameter [mm]: 55
1.6 MultiFuel	01.08 -					Chassis lowered from [mm]: 30
1.6 LPG	08.09 -					Chassis lowered to [mm]: 50
1.6 FSI	02.04 - 10.08					Axle Load FA to [kg]: 1200
1.8 TSI, 112 kW	03.09 -					Axle Load RA to [kg]: 1100
1.8 TSI 4x4, 112 kW	03.09 -					for vehicles without leveling control
1.8 TSI, 118 kW	06.07 -				(please consider legal regulation)	
1.8 TSI 4x4, 118 kW	11.08 -				Attention: ground clearance can become smaller than 110 mm!	
2.0 FSI	11.04 -				841500 118456	height adjustable kit
2.0 FSI 4x4	11.04 -					Adjustable Shock Strength
2.0 RS	10.05 -					Height Adjustable
1.6 TDI	06.09 -					Single Tube Upside Down
1.6 TDI 4x4	06.09 -					Housing Diameter [mm]: 50
1.9 TDI	09.04 - 12.10					Chassis lowered from [mm]: 30
1.9 TDI 4x4	11.04 - 12.10					Chassis lowered to [mm]: 50
2.0 TDI, 81 kW	03.10 -					Axle Load FA to [kg]: 1200
2.0 TDI 4x4, 81 kW	05.11 -	Axle Load RA to [kg]: 1100				
2.0 TDI 16V, 100 kW	02.04 - 05.10	for vehicles without leveling control				
2.0 TDI, 103 kW	11.05 -	(please consider legal regulation)				
2.0 TDI 16V, 103 kW	02.04 -					
2.0 TDI 4x4, 103 kW	07.06 -					
2.0 TDI 16V 4x4	05.10 -					
2.0 TDI RS	04.06 -					

## OCTAVIA (5E3) 11.12 -

2.0 TDI 4x4, 110 kW	09.14 -			P	841500 000301	height adjustable kit
2.0 TDI 4x4, 135 kW	09.14 -					Adjustable Shock Strength
1.6 TDI 4x4	09.14 -					Height Adjustable
1.8 TSI 4x4	09.14 -					Single Tube Upside Down
1.2 TSI, 63 kW	11.12 -					Housing Diameter [mm]: 55
1.2 TSI, 77 kW	11.12 -					Chassis lowered from [mm]: 30
1.4 TSI G-TEC	11.13 -					Chassis lowered to [mm]: 60
1.4 TSI	11.12 -					Axle Load FA to [kg]: 1180
1.6	01.14 -					Axle Load RA to [kg]: 1070
1.8 TSI	11.12 -					for vehicles without leveling control
2.0 TSI RS	05.13 -			(please consider legal regulation)		
1.6 TDI, 66 kW	11.12 -			Attention: ground clearance can become smaller than 110 mm!		
1.6 TDI, 77 kW	11.12 -			841500 000355	height adjustable kit	
1.6 TDI, 81 kW	05.13 -				Adjustable Shock Strength	
2.0 TDI, 105 kW	11.12 -				Height Adjustable	
2.0 TDI, 110 kW	11.12 -				Single Tube Upside Down	
2.0 TDI RS	05.13 -				Housing Diameter [mm]: 50	
					Chassis lowered from [mm]: 30	
					Chassis lowered to [mm]: 60	
				Axle Load FA to [kg]: 1180		
		Axle Load RA to [kg]: 1070				
		for vehicles without leveling control				
		(please consider legal regulation)				



P= PERFORMANCE

**SKODA****OCTAVIA Combi (5E5) 11.12 -**

2.0 TDI 4x4, 135 kW	09.14 -		P	841500 000301	height adjustable kit Adjustable Shock Strength Height Adjustable Single Tube Upside Down Housing Diameter [mm]: 55 Chassis lowered from [mm]: 30 Chassis lowered to [mm]: 60 Axle Load FA to [kg]: 1180 Axle Load RA to [kg]: 1070 for vehicles without leveling control (please consider legal regulation) Attention: ground clearance can become smaller than 110 mm!
1.2 TSI, 63 kW	11.12 -				
1.2 TSI, 77 kW	11.12 -				
1.4 TSI G-TEC	11.13 -				
1.4 TSI	11.12 -				
1.6	01.14 -				
1.8 TSI	11.12 -				
1.8 TSI 4x4	11.12 -				
2.0 TSI RS	11.12 -				
1.6 TDI, 66 kW	11.12 -				
1.6 TDI, 77 kW	11.12 -				
1.6 TDI, 81 kW	05.13 -				
1.6 TDI 4x4	11.12 -				
2.0 TDI, 105 kW	11.12 -				
2.0 TDI, 110 kW	11.12 -				
2.0 TDI 4x4, 110 kW	11.12 -				
2.0 TDI RS	05.13 -				

**SUBARU****BRZ 06.12 -**

2.0	06.12 -		P	841500 000299	height adjustable kit Adjustable Shock Strength Height Adjustable Single Tube Upside Down Chassis lowered from [mm]: 5 Chassis lowered to [mm]: 25 Axle Load FA to [kg]: 880 Axle Load RA to [kg]: 945 for vehicles without leveling control (please consider legal regulation) Attention: ground clearance can become smaller than 110 mm!
-----	---------	--	---	---------------	---

**TOYOTA****GT 86 Coupe (ZN6\_) 03.12 -**

2.0 GT	03.12 -		P	841500 000299	height adjustable kit Adjustable Shock Strength Height Adjustable Single Tube Upside Down Chassis lowered from [mm]: 5 Chassis lowered to [mm]: 25 Axle Load FA to [kg]: 880 Axle Load RA to [kg]: 945 for vehicles without leveling control (please consider legal regulation) Attention: ground clearance can become smaller than 110 mm!
--------	---------	--	---	---------------	---



P= PERFORMANCE



# VAUXHALL

VX220

09.00 - 07.05

2.0 i Turbo 2.2 i	03.01 - 07.05 09.00 - 07.05		ST	P	841500 118434	height adjustable kit Adjustable Shock Strength Height Adjustable Single Tube Upside Down Chassis lowered from [mm]: 20 Chassis lowered to [mm]: 40 Axle Load FA to [kg]: 485 Axle Load RA to [kg]: 792 for: Für Lotus-Modelle for: NUR TOYOTA-MOTOR ! for: For Lotus models for: ONLY TOYOTA ENGINE ! Attention: ground clearance can become smaller than 110 mm! (please consider legal regulation)
----------------------	--------------------------------	--	----	---	---------------	--

# VOLKSWAGEN

BORA (1J2)

10.98 - 09.05

1.4 16V 1.6, 74 kW 1.6, 75 kW 1.6 16V 1.6, 78 kW 1.6 FSI 1.8 1.8 T, 110 kW 1.8 T, 132 kW 2.0 2.3 V5, 110 kW 2.3 V5, 125 kW 1.9 SDI 1.9 TDI, 66 kW 1.9 TDI, 74 kW 1.9 TDI, 81 kW 1.9 TDI, 85 kW 1.9 TDI, 96 kW 1.9 TDI, 110 kW	03.00 - 05.05 10.98 - 05.05 08.00 - 05.05 05.00 - 05.05 06.02 - 10.04 01.02 - 05.05 10.98 - 05.05 05.00 - 05.05 03.02 - 05.05 10.98 - 05.05 10.98 - 10.00 10.00 - 05.05 10.98 - 05.05 10.98 - 06.01 09.00 - 05.05 10.98 - 06.01 12.98 - 01.02 11.00 - 05.05 05.00 - 05.05		ST	P	841500 118447	height adjustable kit Adjustable Shock Strength Height Adjustable Single Tube Upside Down Chassis lowered from [mm]: 25 Chassis lowered to [mm]: 45 Axle Load FA to [kg]: 1060 Axle Load RA to [kg]: 1010 for vehicles without leveling control (please consider legal regulation) Attention: ground clearance can become smaller than 110 mm!
1.8 4motion 1.8 T 4motion 2.0 4motion 2.3 V5 4motion, 110 kW 2.3 V5 4motion, 125 kW 2.8 V6 4motion 1.9 TDI 4motion, 66 kW 1.9 TDI 4motion, 74 kW 1.9 TDI 4motion, 85 kW 1.9 TDI 4motion, 96 kW 1.9 TDI 4motion, 110 kW	02.99 - 05.05 10.00 - 05.01 04.00 - 05.05 12.98 - 10.00 10.00 - 05.05 03.99 - 05.05 02.99 - 06.01 09.00 - 05.05 02.99 - 06.01 11.00 - 05.05 05.00 - 05.05		ST	P	841500 118448	height adjustable kit Adjustable Shock Strength Height Adjustable Single Tube Upside Down Chassis lowered from [mm]: 25 Chassis lowered to [mm]: 45 Axle Load FA to [kg]: 1110 Axle Load RA to [kg]: 1080 for vehicles without leveling control (please consider legal regulation) Attention: ground clearance can become smaller than 110 mm!



P= PERFORMANCE

**VOLKSWAGEN****EOS (1F7, 1F8)****03.06 -**

2.0 TSI, 86 kW	09.06 - 12.09		ST	P	841500 118453	height adjustable kit Adjustable Shock Strength Height Adjustable Single Tube Upside Down Housing Diameter [mm]: 55 Chassis lowered from [mm]: 30 Chassis lowered to [mm]: 50 Axle Load FA to [kg]: 1200 Axle Load RA to [kg]: 1100 for vehicles without leveling control Attention: ground clearance can become smaller than 110 mm! (please consider legal regulation)
1.4 TSI, 90 kW	11.07 -					
1.4 TSI, 92 kW	11.13 -					
1.4 TSI, 110 kW	11.13 -					
1.4 TSI, 118 kW	05.08 -					
1.6 FSI	06.06 - 05.08					
2.0 FSI	03.06 - 05.08					
2.0 TFSI, 147 kW	03.06 -					
2.0 TSI, 155 kW	11.09 -					
2.0 TFSI, 162 kW	11.13 -					
3.2 V6	06.06 - 05.09					
3.6 V6	05.09 - 11.10					
2.0 TDI, 100 kW	11.10 -					
2.0 TDI, 103 kW	06.06 - 05.08					
2.0 TDI 16V	05.08 -					

**GOLF IV (1J1)****08.97 - 06.05**

1.4 16V	08.97 - 06.05		ST	P	841500 118447	height adjustable kit Adjustable Shock Strength Height Adjustable Single Tube Upside Down Chassis lowered from [mm]: 25 Chassis lowered to [mm]: 45 Axle Load FA to [kg]: 1060 Axle Load RA to [kg]: 1010 for vehicles without leveling control (please consider legal regulation) Attention: ground clearance can become smaller than 110 mm!
1.6, 68 kW	12.98 - 05.02					
1.6, 74 kW	08.97 - 05.04					
1.6, 75 kW	08.00 - 06.05					
1.6 16V	02.00 - 06.05					
1.6, 78 kW	08.03 - 06.05					
1.6 FSI	01.02 - 06.05					
1.8, 66 kW	10.97 - 09.99					
1.8, 77 kW	04.98 - 05.02					
1.8, 92 kW	08.97 - 06.05					
1.8 T	08.97 - 06.05					
1.8 T GTI	08.01 - 06.05					
2.0	07.98 - 05.04					
2.3 V5, 110 kW	08.97 - 10.00					
2.3 V5, 125 kW	10.00 - 06.05					
1.6 D	08.97 - 07.98					
1.9 SDI	08.97 - 06.05					
1.9 TD	10.97 - 09.99					
1.9 TDI, 66 kW	10.97 - 05.04					
1.9 TDI, 74 kW	09.00 - 06.05					
1.9 TDI, 81 kW	08.97 - 05.04					
1.9 TDI, 85 kW	12.98 - 06.01					
1.9 TDI, 96 kW	11.00 - 06.05					
1.9 TDI, 110 kW	05.00 - 06.05					
1.8 4motion	05.98 - 06.05		ST	P	841500 118448	height adjustable kit Adjustable Shock Strength Height Adjustable Single Tube Upside Down Chassis lowered from [mm]: 25 Chassis lowered to [mm]: 45 Axle Load FA to [kg]: 1110 Axle Load RA to [kg]: 1080 for vehicles without leveling control Attention: ground clearance can become smaller than 110 mm! (please consider legal regulation)
2.0 4motion	10.00 - 06.05					
2.3 V5 4motion, 110 kW	12.98 - 10.00					
2.3 V5 4motion, 125 kW	10.00 - 06.05					
2.8 V6 4motion	03.99 - 06.05					
3.2 R32 4motion	09.02 - 06.05					
1.9 TDI 4motion, 66 kW	07.98 - 04.02					
1.9 TDI 4motion, 74 kW	09.00 - 06.05					
1.9 TDI 4motion, 85 kW	09.99 - 06.01					
1.9 TDI 4motion, 96 kW	11.00 - 06.05					
1.9 TDI 4motion, 110 kW	02.00 - 06.05					



P= PERFORMANCE



# VOLKSWAGEN

## GOLF V (1K1)

10.03 - 02.09

1.0, 48 kW	08.05 - 11.08		ST	P	841500 118453	height adjustable kit Adjustable Shock Strength Height Adjustable Single Tube Upside Down Housing Diameter [mm]: 55 Chassis lowered from [mm]: 30 Chassis lowered to [mm]: 50 Axle Load FA to [kg]: 1200 Axle Load RA to [kg]: 1100 for vehicles without leveling control Attention: ground clearance can become smaller than 110 mm! (please consider legal regulation)	
1.0, 53 kW	10.05 - 11.08						
1.4 16V, 55 kW	10.03 - 05.06						
1.4 16V, 59 kW	05.06 - 11.08						
1.4 FSI	10.03 - 07.06						
1.4 TSI, 90 kW	05.07 - 11.08						
1.4 TSI, 103 kW	05.06 - 11.08						
1.4 TSI, 125 kW	11.05 - 11.08						
1.6, 67 kW	08.05 - 11.08						
1.6 FSI, 74 kW	02.06 - 11.08						
1.6, 75 kW	01.04 - 11.08						
1.6 FSI, 85 kW	10.03 - 07.08				P	841500 118456	height adjustable kit Adjustable Shock Strength Height Adjustable Single Tube Upside Down Housing Diameter [mm]: 50 Chassis lowered from [mm]: 50 Chassis lowered to [mm]: 50 Axle Load FA to [kg]: 1200 Axle Load RA to [kg]: 1100 for vehicles without leveling control Attention: ground clearance can become smaller than 110 mm! (please consider legal regulation)
1.8	08.05 - 11.08						
1.8 Hybrid	08.05 - 11.08						
1.8 GTI, 132 kW	08.06 - 11.08						
2.0	08.06 - 11.08						
2.0 FSI	01.04 - 11.08						
2.0 FSI 4motion	08.04 - 11.08						
1.9 SDI	12.05 - 11.08						
1.9 TDI, 66 kW	05.04 - 11.08						
1.9 TDI, 77 kW	10.03 - 11.08						
1.9 TDI 4motion	08.04 - 11.08						
2.0 SDI	01.04 - 11.08						
2.0 TDI, 100 kW	10.03 - 11.08						
2.0 TDI, 103 kW	12.04 - 11.08						
2.0 TDI 16V	10.03 - 11.08						
2.0 TDI 4motion	08.04 - 11.08						
2.0 TDI 16V 4motion	08.04 - 11.08						
2.0 TDI, 125 kW	11.05 - 11.08						
1.6 Flex	04.07 -		ST	P	841500 118453	height adjustable kit Adjustable Shock Strength Height Adjustable Single Tube Upside Down Housing Diameter [mm]: 55 Chassis lowered from [mm]: 30 Chassis lowered to [mm]: 50 Axle Load FA to [kg]: 1200 Axle Load RA to [kg]: 1100 for vehicles without leveling control Attention: ground clearance can become smaller than 110 mm! (please consider legal regulation)	
1.8 GTI, 142 kW	04.07 - 05.08						
2.0 GTI	09.05 - 12.10						
2.0 GTI, 147 kW	10.04 - 02.09						
2.0 GTI, 169 kW	09.06 - 12.08						
3.2	09.05 - 11.08						
3.2 R32 4motion, 177 kW	01.04 - 11.08						
3.2 R32 4motion, 184 kW	11.05 - 11.08						





P= PERFORMANCE



**VOLKSWAGEN**

**GOLF V Variant (1K5)**

**06.07 - 07.09**

1.4	06.07 - 07.09		ST	P	841500 118453	height adjustable kit Adjustable Shock Strength Height Adjustable Single Tube Upside Down Housing Diameter [mm]: 55 Chassis lowered from [mm]: 30 Chassis lowered to [mm]: 50 Axle Load FA to [kg]: 1200 Axle Load RA to [kg]: 1100 for vehicles without leveling control Attention: ground clearance can become smaller than 110 mm! (please consider legal regulation)
1.4 TSI, 90 kW	06.07 - 07.09					
1.4 TSI, 103 kW	06.07 - 07.09					
1.4 TSI, 118 kW	07.08 - 07.09					
1.4 TSI, 125 kW	06.07 - 07.09					
1.6	06.07 - 07.09					
1.6 MultiFuel	11.07 - 07.09					
2.0	06.07 - 07.09					
1.9 TDI	06.07 - 07.09					
1.9 TDI 4motion	01.08 - 07.09					
2.0 TDI, 100 kW	06.07 - 07.09					
2.0 TDI, 103 kW	06.07 - 07.09					
2.0 TDI 16V	06.07 - 07.09					
2.0 TDI 4motion	06.07 - 07.09					

**GOLF VI (5K1)**

**10.08 - 11.13**

1.2 TSI, 63 kW	05.10 - 11.12			P	841500 118451	height adjustable kit Adjustable Shock Strength Height Adjustable Single Tube Upside Down Housing Diameter [mm]: 55 Chassis lowered from [mm]: 35 Chassis lowered to [mm]: 65 Axle Load FA to [kg]: 1110 Axle Load RA to [kg]: 1050 for vehicles without leveling control Attention: ground clearance can become smaller than 110 mm! (please consider legal regulation)
1.2 TSI, 77 kW	05.09 - 11.12					
1.4	10.08 - 11.12					
1.4 TSI, 90 kW	10.08 - 11.12					
1.4 TSI, 118 kW	10.08 - 11.12					
1.6	10.08 - 11.12					
1.6 BiFuel	03.09 - 11.12					
1.6 MultiFuel	10.08 - 11.12					
1.8 TSI	06.09 - 01.11					
2.0 GTi, 147 kW	06.09 - 11.13					
2.0 GTi, 155 kW	04.09 - 11.12					
2.0 GTi, 173 kW	05.11 - 11.12					
2.0 R 4motion, 188 kW	11.09 - 11.13					
2.0 R 4motion, 195 kW	11.09 - 05.11					
2.0 R 4motion, 199 kW	11.09 - 11.12					
1.6 TDI, 66 kW	02.09 - 11.12					
1.6 TDI, 77 kW	02.09 - 11.12					
2.0 TDI, 81 kW	10.08 - 11.12					
2.0 TDI, 100 kW	10.08 - 11.12					
2.0 TDI, 103 kW	10.08 - 05.13					
2.0 TDI 4motion	05.09 - 11.12					
2.0 TDI, 125 kW	04.09 - 11.12					



P= PERFORMANCE



# VOLKSWAGEN

## GOLF VII (5G1)

08.12 -

1.2 TSI, 63 kW	08.12 -		P	841500 000301	height adjustable kit Adjustable Shock Strength Height Adjustable Single Tube Upside Down Housing Diameter [mm]: 55 Chassis lowered from [mm]: 30 Chassis lowered to [mm]: 60 Axle Load FA to [kg]: 1180 Axle Load RA to [kg]: 1070 for vehicles without leveling control (please consider legal regulation) Attention: ground clearance can become smaller than 110 mm!
1.2 TSI, 77 kW	11.12 -				
1.2 TSI, 81 kW	04.14 -				
1.4 TGI CNG	06.13 -				
1.4 TSI, 90 kW	11.12 -				
1.4 TSI, 92 kW	05.14 -				
1.4 TSI MultiFuel, 90 kW	04.13 -				
1.4 TSI MultiFuel, 92 kW	12.13 -				
1.4 TSI, 103 kW	11.12 -				
1.4 TSI, 110 kW	05.14 -				
1.4 GTE Hybrid	05.14 -				
1.6	05.14 -				
2.0 TSI	11.13 -				
2.0 GTI, 162 kW	04.13 -				
2.0 GTI, 169 kW	04.13 -				
2.0 4motion	09.12 -				
2.0 R 4motion, 206 kW	11.13 -				
2.0 R 4motion, 213 kW	11.13 -				
2.0 R 4motion, 221 kW	11.13 -				
2.5	09.12 -				
2.5 FSI	09.13 -				
1.6 TDI, 66 kW	04.13 -				
1.6 TDI, 77 kW	08.12 -				
1.6 TDI 4motion, 77 kW	11.12 -				
1.6 TDI, 81 kW	01.13 -				
1.6 TDI 4motion, 81 kW	01.13 -				
2.0 TDI, 81 kW	11.12 -				
2.0 TDI, 104 kW	07.13 -				
2.0 TDI, 105 kW	08.12 -				
2.0 TDI, 110 kW	11.12 -				
2.0 TDI 4motion	11.12 -				
2.0 GTD	04.13 -				

## GOLF VII Estate (BA5)

04.13 -

1.2 TSI, 63 kW	05.13 -		P	841500 000301	height adjustable kit Adjustable Shock Strength Height Adjustable Single Tube Upside Down Housing Diameter [mm]: 55 Chassis lowered from [mm]: 30 Chassis lowered to [mm]: 60 Axle Load FA to [kg]: 1180 Axle Load RA to [kg]: 1070 for vehicles without leveling control Attention: ground clearance can become smaller than 110 mm! (please consider legal regulation)
1.2 TSI, 77 kW	05.13 -				
1.2 TSI, 81 kW	04.14 -				
1.4 TGI CNG	09.13 -				
1.4 TSI, 90 kW	05.13 -				
1.4 TSI MultiFuel, 90 kW	04.13 -				
1.4 TSI, 92 kW	05.14 -				
1.4 TSI MultiFuel, 92 kW	05.14 -				
1.4 TSI, 103 kW	05.13 -				
1.4 TSI, 110 kW	05.14 -				
1.6	05.14 -				
1.8 TSI	07.13 -				
2.0	07.13 -				
2.5	09.11 -				
1.6 TDI, 66 kW	05.13 -				
1.6 TDI, 77 kW	05.13 -				
1.6 TDI 4motion, 77 kW	05.13 -				
1.6 TDI, 81 kW	05.13 -				
1.6 TDI 4motion, 81 kW	05.13 -				
2.0 TDI, 81 kW	05.13 -				
2.0 TDI, 104 kW	07.13 -				
2.0 TDI, 110 kW	04.13 -				
2.0 TDI 4motion	04.13 -				



P= PERFORMANCE

**VOLKSWAGEN****GOLF PLUS (5M1, 521) 01.05 -**

1.0, 48 kW 1.0, 53 kW 1.6, 67 kW 1.8 1.9 SDI	08.05 - 10.05 - 08.05 - 08.05 - 12.05 -		ST	P	841500 118456	height adjustable kit Adjustable Shock Strength Height Adjustable Single Tube Upside Down Housing Diameter [mm]: 50 Chassis lowered from [mm]: 30 Chassis lowered to [mm]: 50 Axle Load FA to [kg]: 1200 Axle Load RA to [kg]: 1100 for vehicles without leveling control Attention: ground clearance can become smaller than 110 mm! (please consider legal regulation)
1.2 TSI, 63 kW 1.2 TSI, 77 kW 1.4 16V, 55 kW 1.4 16V, 59 kW 1.4 FSI 1.4 TSI, 90 kW 1.4 TSI, 103 kW 1.4 TSI, 118 kW 1.4 TSI, 125 kW 1.6, 75 kW 1.6 MultiFuel 1.6 FSI 2.0 FSI 1.6 TDI, 66 kW 1.6 TDI, 77 kW 1.9 TDI, 66 kW 1.9 TDI, 77 kW 2.0 TDI, 81 kW 2.0 TDI, 96 kW 2.0 TDI, 100 kW 2.0 TDI, 103 kW 2.0 TDI 16V	05.10 - 11.09 - 01.05 - 05.06 - 07.05 - 06.07 - 05.06 -06.08 06.08 - 05.06 -06.08 05.05 - 11.07 - 01.05 -05.08 05.05 -06.08 02.09 - 03.09 - 05.05 -12.08 01.05 -01.09 01.09 - 05.05 -05.07 05.05 - 12.05 -05.09 01.05 -		ST	P	841500 118453	height adjustable kit Adjustable Shock Strength Height Adjustable Single Tube Upside Down Housing Diameter [mm]: 55 Chassis lowered from [mm]: 30 Chassis lowered to [mm]: 50 Axle Load FA to [kg]: 1200 Axle Load RA to [kg]: 1100 for vehicles without leveling control Attention: ground clearance can become smaller than 110 mm! (please consider legal regulation)
				P	841500 118456	height adjustable kit Adjustable Shock Strength Height Adjustable Single Tube Upside Down Housing Diameter [mm]: 50 Chassis lowered from [mm]: 30 Chassis lowered to [mm]: 50 Axle Load FA to [kg]: 1200 Axle Load RA to [kg]: 1100 for vehicles without leveling control Attention: ground clearance can become smaller than 110 mm! (please consider legal regulation)

**JETTA III (1K2) 08.05 - 10.10**

1.4 TSI, 90 kW 1.4 TSI, 103 kW 1.4 TSI, 118 kW 1.4 TSI, 125 kW 1.6 1.6 MultiFuel 1.6 FSI 2.0 FSI 2.0, 136 kW 2.0 TFSI, 125 kW 2.0 TFSI, 147 kW 2.5 FSI, 110 kW 2.5 FSI, 125 kW 1.6 TDI, 66 kW 1.6 TDI, 77 kW 1.9 TDI, 74 kW 1.9 TDI, 77 kW 2.0 TDI, 81 kW 2.0 TDI, 100 kW 2.0 TDI, 103 kW 2.0 TDI 16V 2.0 TDI, 125 kW	05.07 - 10.10 07.06 - 10.10 07.08 - 10.10 07.06 - 10.10 10.05 - 10.10 01.08 - 10.10 09.05 - 10.10 08.05 - 10.10 08.05 - 06.08 03.08 - 10.10 10.05 - 10.10 01.06 - 10.10 07.08 - 10.10 12.09 - 10.10 06.09 - 10.10 08.05 - 06.08 08.05 - 10.10 01.10 - 10.10 09.05 - 10.10 10.05 - 10.10 08.05 - 10.10 10.06 - 10.10		ST	P	841500 118453	height adjustable kit Adjustable Shock Strength Height Adjustable Single Tube Upside Down Housing Diameter [mm]: 55 Chassis lowered from [mm]: 30 Chassis lowered to [mm]: 50 Axle Load FA to [kg]: 1200 Axle Load RA to [kg]: 1100 for vehicles without leveling control Attention: ground clearance can become smaller than 110 mm! (please consider legal regulation)
				P	841500 118456	height adjustable kit Adjustable Shock Strength Height Adjustable Single Tube Upside Down Housing Diameter [mm]: 50 Chassis lowered from [mm]: 30 Chassis lowered to [mm]: 50 Axle Load FA to [kg]: 1200 Axle Load RA to [kg]: 1100 for vehicles without leveling control (please consider legal regulation) Attention: ground clearance can become smaller than 110 mm!



P= PERFORMANCE



# VOLKSWAGEN

## JETTA III (1K2)

**08.05 - 10.10**

2.0, 86 kW 2.0, 85 kW	09.05 - 12.09 08.05 - 10.10		ST	P	841500 118456	height adjustable kit Adjustable Shock Strength Height Adjustable Single Tube Upside Down Housing Diameter [mm]: 50 Chassis lowered from [mm]: 30 Chassis lowered to [mm]: 50 Axle Load FA to [kg]: 1200 Axle Load RA to [kg]: 1100 for vehicles without leveling control (please consider legal regulation) Attention: ground clearance can become smaller than 110 mm!
--------------------------	--------------------------------	--	----	---	---------------	---

## NEW BEETLE (9C1, 1C1) 01.98 - 09.10

1.4 1.6, 74 kW 1.6, 75 kW 1.8 T, 110 kW 1.8 T, 132 kW 2.0 2.3 V5 2.5 1.9 TDI, 66 kW 1.9 TDI, 74 kW 1.9 TDI, 77 kW	11.01 - 09.10 10.99 - 09.00 06.00 - 09.10 10.99 - 09.10 11.01 - 06.05 01.98 - 09.10 10.00 - 09.10 07.05 - 09.10 01.98 - 06.04 02.01 - 09.10 07.05 - 09.10		ST	P	841500 118447	height adjustable kit Adjustable Shock Strength Height Adjustable Single Tube Upside Down Chassis lowered from [mm]: 25 Chassis lowered to [mm]: 45 Axle Load FA to [kg]: 1060 Axle Load RA to [kg]: 1010 for vehicles without leveling control (please consider legal regulation) Attention: ground clearance can become smaller than 110 mm!
---	---	--	----	---	---------------	--

RSI 3.2 4motion (1C9)	04.00 - 05.01		ST	P	841500 118448	height adjustable kit Adjustable Shock Strength Height Adjustable Single Tube Upside Down Chassis lowered from [mm]: 25 Chassis lowered to [mm]: 45 Axle Load FA to [kg]: 1110 Axle Load RA to [kg]: 1080 for vehicles without leveling control (please consider legal regulation) Attention: ground clearance can become smaller than 110 mm!
-----------------------	---------------	--	----	---	---------------	--

## NEW BEETLE Convertible (1Y7) 09.02 - 10.10

1.4 1.6 1.8 T 2.0 2.5 1.9 TDI, 74 kW 1.9 TDI, 77 kW	01.03 - 09.10 01.03 - 09.10 01.03 - 09.10 09.02 - 10.10 07.05 - 09.10 06.03 - 09.10 07.05 - 09.10		ST	P	841500 118447	height adjustable kit Adjustable Shock Strength Height Adjustable Single Tube Upside Down Chassis lowered from [mm]: 25 Chassis lowered to [mm]: 45 Axle Load FA to [kg]: 1060 Axle Load RA to [kg]: 1010 for vehicles without leveling control Attention: ground clearance can become smaller than 110 mm! (please consider legal regulation)
---	---	--	----	---	---------------	--



P= PERFORMANCE



# VOLKSWAGEN

## PASSAT (3C2)

03.05 - 11.10

1.4 TSI	05.07 - 07.10		ST	P	841500 118453	height adjustable kit Adjustable Shock Strength Height Adjustable Single Tube Upside Down Housing Diameter [mm]: 55 Chassis lowered from [mm]: 30 Chassis lowered to [mm]: 50 Axle Load FA to [kg]: 1200 Axle Load RA to [kg]: 1100 for vehicles without leveling control Attention: ground clearance can become smaller than 110 mm! (please consider legal regulation)
1.4 TSI EcoFuel	01.09 - 07.10					
1.6	05.05 - 07.10					
1.6 FSI	03.05 - 06.08					
1.8 TSI, 112 kW	11.09 - 07.10					
1.8 TSI, 118 kW	05.07 - 07.10					
2.0 FSI, 110 kW	03.05 - 07.10					
2.0 FSI 4motion	09.05 - 07.10					
2.0 FSI, 125 kW	08.07 - 07.10					
2.0 FSI, 147 kW	07.05 - 07.10					
3.2 FSI 4motion	11.05 - 07.10					
3.6 R36 4motion	04.07 - 07.10					
1.6 TDI	08.09 - 07.10					
1.9 TDI	03.05 - 11.08					
2.0 TDI, 81 kW	11.08 - 07.10					
2.0 TDI, 88 kW	11.05 - 05.07					
2.0 TDI, 90 kW	08.05 - 07.06					
2.0 TDI, 100 kW	03.05 - 11.10					
2.0 TDI, 103 kW	03.05 - 05.09					
2.0 TDI 4motion, 103 kW	03.05 - 05.09					
2.0 TDI 16V	03.05 - 07.10					
2.0 TDI 16V 4motion	03.05 - 08.10					
2.0 BlueTDI	01.09 - 11.10					
2.0 TDI, 120 kW	08.05 - 05.09					
2.0 TDI, 125 kW	08.05 - 07.10					
2.0 TDI 4motion, 125 kW	05.09 - 07.10					

## PASSAT Variant (3C5)

08.05 - 10.11

1.4 TSI	05.07 - 11.10		ST	P	841500 118453	height adjustable kit Adjustable Shock Strength Height Adjustable Single Tube Upside Down Housing Diameter [mm]: 55 Chassis lowered from [mm]: 30 Chassis lowered to [mm]: 50 Axle Load FA to [kg]: 1200 Axle Load RA to [kg]: 1100 for vehicles without leveling control (please consider legal regulation) Attention: ground clearance can become smaller than 110 mm!
1.4 TSI EcoFuel	01.09 - 11.10					
1.6	08.05 - 11.10					
1.6 FSI	08.05 - 06.08					
1.8 TSI, 112 kW	11.09 - 11.10					
1.8 TSI, 118 kW	05.07 - 10.11					
2.0 FSI, 110 kW	08.05 - 11.10					
2.0 FSI, 125 kW	08.07 - 11.10					
2.0 FSI, 147 kW	08.05 - 11.10					
3.6 FSI	09.05 - 11.10					
1.6 TDI	08.09 - 11.10					
1.9 TDI	08.05 - 11.08					
2.0 TDI, 81 kW	11.08 - 11.10					
2.0 TDI, 88 kW	11.05 - 05.07					
2.0 TDI, 90 kW	08.05 - 02.06					
2.0 TDI, 100 kW	08.05 - 11.10					
2.0 TDI, 103 kW	08.05 - 05.09					
2.0 TDI 16V	08.05 - 11.10					
2.0 BlueTDI	01.09 - 11.10					
2.0 TDI, 120 kW	08.05 - 05.09					
2.0 TDI, 125 kW	08.05 - 11.10					
2.0 TDI 4motion	05.09 - 11.10					



P= PERFORMANCE



# VOLKSWAGEN

## SCIROCCO (137, 138) 05.08 -

1.4 TSI, 90 kW	08.08 -		P	841500 118451	height adjustable kit Adjustable Shock Strength Height Adjustable Single Tube Upside Down Housing Diameter [mm]: 55 Chassis lowered from [mm]: 35 Chassis lowered to [mm]: 65 Axle Load FA to [kg]: 1110 Axle Load RA to [kg]: 1050 for vehicles without leveling control Attention: ground clearance can become smaller than 110 mm! (please consider legal regulation)
1.4 TSI, 118 kW	05.08 -				
2.0 TSI, 147 kW	05.08 - 11.09				
2.0 TSI, 155 kW	11.09 - 05.11				
2.0 R, 188 kW	11.09 -				
2.0 R, 195 kW	11.09 -				
2.0 TDI, 100 kW	11.10 -				
2.0 TDI, 103 kW	08.08 -				
2.0 TDI, 125 kW	05.09 -				
2.0 TDI, 130 kW	01.13 -				

## TOURAN (1T1, 1T2) 02.03 - 05.10

1.4 TSI	02.06 - 05.10		ST	P	841500 118453	height adjustable kit Adjustable Shock Strength Height Adjustable Single Tube Upside Down Housing Diameter [mm]: 55 Chassis lowered from [mm]: 30 Chassis lowered to [mm]: 50 Axle Load FA to [kg]: 1200 Axle Load RA to [kg]: 1100 for vehicles without leveling control Attention: ground clearance can become smaller than 110 mm! (please consider legal regulation)
1.4 TSI EcoFuel	05.09 - 05.10					
1.4 FSI	11.06 - 05.10					
1.6	07.03 - 05.10					
1.6 FSI	02.03 - 01.07					
2.0 EcoFuel	02.06 - 05.09					
2.0 FSI, 85 kW	10.04 - 05.10					
2.0 FSI, 110 kW	10.03 - 11.05					
1.9 TDI, 66 kW	11.04 - 05.10					
1.9 TDI, 74 kW	02.03 - 05.04					
1.9 TDI, 77 kW	08.03 - 05.10					
2.0 TDI, 100 kW	02.03 - 05.10					
2.0 TDI, 103 kW	12.05 - 05.10					
2.0 TDI 16V	08.03 - 05.10					
2.0 TDI, 125 kW	12.05 - 05.10					

Part number list

Article No.	Page	Manufacturer	Article No.	Page	Manufacturer
841500 000293	16	BMW	841500 118463	10 11 14	BMW
841500 000299	29 37 37	SCION SUBARU TOYOTA		15 16 17	
841500 000300	11 12 17 18 19 20 21	BMW			
841500 000301	2 3 4 31 32 33 36 37 41 42	AUDI SEAT SKODA VOLKSWAGEN			
841500 000355	2 3 4 32 33 36 37 41 42	AUDI SEAT SKODA VOLKSWAGEN			
841500 000393	22 24	MERCEDES-BENZ			
841500 000394	23 24 25	MERCEDES-BENZ			
841500 000441	11 12 17 18 19 20 21	BMW			
841500 000484	18 19 20	BMW			
841500 000485	4 5 6 7 8	AUDI			
841500 000486	25	MINI			
841500 118434	21 22 27 28 37 38	LOTUS OPEL VAUXHALL			
841500 118447	1 30 33 34 35 38 39 44	AUDI SEAT SKODA VOLKSWAGEN			
841500 118448	1 8 9 30 31 34 35 38 39 44	AUDI SEAT SKODA VOLKSWAGEN			
841500 118449	25 26 27	MINI			
841500 118451	9 41 45 46	AUDI VOLKSWAGEN			
841500 118452	8 31	AUDI SEAT			
841500 118453	1 2 29 30 31 33 34 35 36 38 39 40 41 43 44 45 46	AUDI SEAT  SKODA VOLKSWAGEN			
841500 118454	9 10 11 14 15 16	BMW			
841500 118455	29	PORSCHE			
841500 118456	1 2 30 31 33 34 35 36 40 41 42 43 44	AUDI SEAT  SKODA VOLKSWAGEN			
841500 118457	27	MITSUBISHI			
841500 118458	12 13 14	BMW			
841500 118459	12 13 14	BMW			
841500 118460	11 15 16 17	BMW			
841500 118461	28	PORSCHE			
841500 118462	28 29	PORSCHE			

**Cross reference list**

Compare No.	Article No.	Compare No.	Article No.	Compare No.	Article No.

**New to range**

Article No.	Page	Manufacturer
841500 000299	29	SCION
841500 000299	37	SUBARU
841500 000299	37	TOYOTA
841500 000300	11 12 17 18 19 20 21	BMW
841500 000301	2 3 4	AUDI
841500 000301	31 32 33	SEAT
841500 000301	36 37	SKODA
841500 000301	41 42	VOLKSWAGEN
841500 000355	2 3 4	AUDI
841500 000355	32 33	SEAT
841500 000355	36 37	SKODA
841500 000355	41 42	VOLKSWAGEN
841500 000441	11 12 17 18 19 20 21	BMW

Article No.	Page	Manufacturer

**Deleted references**

Article No.	Article No.	Article No.
841500 118444		
841500 118450		